

**THE DEMOCRATIC SOCIALIST REPUBLIC OF SRI LANKA**

**THE 'CEYLON' ELECTRICITY BOARD**

**QUARTERLY PROGRESS REPORT**

**OF**

**SAHANALAWEWA HYDROELECTRIC PROJECT**

**NO. 28**

**(OCTOBER TO DECEMBER 1993)**

සමායෝජක,  
කෞතුකාගාරය  
ශ්‍රී ලංකා සබරගමු විශ්වවිද්‍යාලය,  
බෙලිහි ටැංකිය.

**NIPPON KOEI CO.LTD.  
ELECTROWATT ENGINEERING SERVICES LTD.  
ASSISTED BY  
CENTRAL ENGINEERING CONSULTANCY BUREAU**

## TABLE OF CONTENTS

### 1. SUMMARY

### 2. PROJECT COST AND LOAN

TABLE 2.1	TOTAL PROJECT COST
TABLE 2.2	CONTRACT COST ESTIMATE - FOREIGN
TABLE 2.3	CONTRACT COST ESTIMATE - LOCAL
TABLE 2.4	ALLOCATION FOR UK PACKAGE CONTRACTS


### 3. PROCUREMENT STATUS

TABLE 3.1	PROCUREMENT STATUS
-----------	--------------------

### 4. PROGRESS

### 5. MAJOR CHANGES AND ISSUES

### 6. PROJECT PHOTOGRAPHS



FIGURES - LOCATION MAP

APPENDIX 1 - PROJECT DESCRIPTION

1. SUMMARY

This is the Quarterly Progress Report No.28 for the period October to December 1993, prepared by Joint Venture Samanalawewa (JVS).

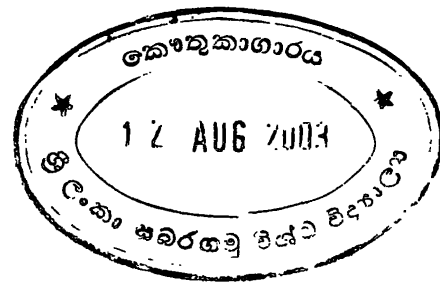
Lot-II Contractor carried out Urgent Remedial Works instructed after the water burst on 22nd October, 1992.

All the urgent works have been completed in this period and Substantial Completion Certificate was issued on 03 November, 1993.

Lot VI Contractor had carried out the modification works of LLO Guard Valve and acceptably completed.

Lot VI Contractor had also carried out the emergency closure testing of the intake gate and successfully completed.

JVS and CECB Monitoring Team had continued the monitoring works during this period.



දිනය:	
ප්‍රති.අ:	

## 2. PROJECT COST AND LOAN

Table 2-1 shows the total project cost based on the estimated contract sums as of the end of Sept.'92.

The grand total project cost is estimated to be approximately Rs.18,304 million equivalent including contingencies (Foreign: Rs.12,192 million, Local: Rs.6,111 million) applying to exchange rate of £ 1.0 = Rs.56.0 and Rs.1.0 = J¥ 4.0.

The Project is being financed by three sources of fund; the loans from the Overseas Economic Cooperation Fund of Japan (OECF), Government of the United Kingdom (UK Grant Aid, Commonwealth Development Corporation and Lloyds Merchant Bank Limited) and the annual fund of the Ceylon Electricity Board.

The summary of the loans is tabulated below.

### LOAN SUMMARY

Japanese Fund (in ¥)			UK FUND (in £)			
					Lloyds Bank	
Finacier	OECF	OECF	UK GRANT	CD	NO.1	NO.2
L/A Conclusion	Sep.86	Oct.87	Nov.86	Dec.86	Nov.86	Dec.86
L/A Amount	¥ 14,500 x 10 <sup>6</sup>	¥ 13,920 x10 <sup>6</sup>	£ 16.57 x 10 <sup>6</sup>	£15.00 x 10 <sup>6</sup>	£14.47 x 10 <sup>6</sup>	£24.24 x 10 <sup>6</sup>
Additional L/A Conclusion	March 1991		Jul.90	Jul.90	Sep. 1991	
Additional L/A Amount	¥ 3,264 x 10 <sup>6</sup>		£ 2.5 x 10 <sup>6</sup>	£ 3.0 x 10 <sup>6</sup>	£ 5.35 x10 <sup>6</sup>	
Equivalent Rupee *	Rs.7,921 x 10 <sup>6</sup>		Rs.4,544 x 10 <sup>6</sup>			
Contract Demarcation	Lot-I,II,IV,VI and Supervision		Lot-III, V and Design			

\* : £ 1.0 = Rs.56.0 , Rs.1.0 = ¥ 4.0

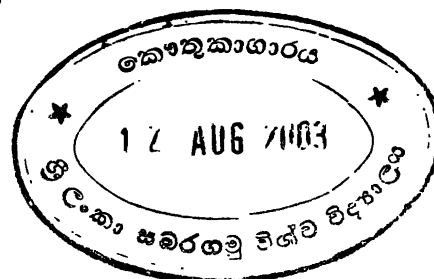



TABLE 2.1 SAMANALAWEWA HEP  
TOTAL PROJECT COST

WORK	JAPANESE PORTION		UK PORTION		OTHERS	
	FC	LC	FC	LC	FC	LC
(1) Civil Work	(J¥X106)	(Rsx106)	(£X106)	(Rsx106)	(Rsx106)	(Rsx106)
Lot I :Diversion Tunnels	1,693	88.3	-	-	-	-
Lot II :Dam and Spillway	19,114	1,009.9	-	-	-	-
Lot III:Power Tunnel and Powerhouse	-	-	53.2	1,499.0	-	-
TOTAL of (1)	20,807	1,098.2	53.2	1,499.0	-	-
(2) E/M Work						
Lot IV:Powerhouse Mechanical	4,690	54.2	-	-	-	-
Lot V :Powerhouse Mechanical	-	-	15.8*	42.0	-	-
Lot VI:Gates and Penstock	2,844	87.6	-	-	-	-
TOTAL of (2)	7,534	132.8	15.8	42.0	-	-
(3) Engineering, Designing and Supervision						
Design	-	-	7.8	8.9	-	-
Supervision	3,229	35.2	-	-	-	-
TOTAL of (3)	3,229	35.2	7.8	8.9	-	-
(4) Other Project Cost						
-132 kV Transmission Line					10.0	10.0
-Modification Balangoda Switching Station					65.5	11.0
-Communication, System Control					22.0	0.5
-Upgrading of Access Road						210.0
-Quarters for Supervising Staff						110.0
-CEB Administration Expenses						150.0
-Telephone Facilities						16.0
-Compensation						250.0
-BTT,Cess & Taxes						2,380.0
TOTAL of (4)					157.5	3,137.5
GRAND TOTAL	31,570	1,226.2	76.8	1,549.0	157.5	3,139.5
Equivalent total in million Rs. (Rs.1=J¥4.00, Stg.1=Rs.56.0)		9,158		5,851		3,295

Remarks : \* US \$0.5 Million to be added for the Contract Sum

දිනය:	
ප්‍රති.අ:	



3. PROCUREMENT STATUS

Procurement Status of each Contract is summarized in Table 3-1.

දිනය:	
ප්‍රති.අ:	

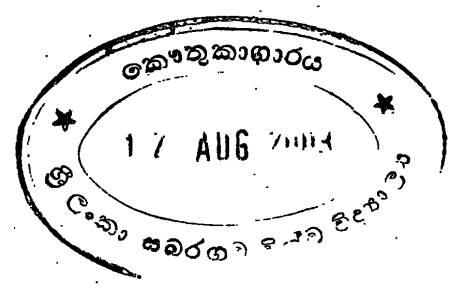


TABLE 3.1 - CONTRACTS INFORMATION

FINANCE SOURCE	PROCUREMENT	CONTRACTORS	TAKING OVER DATE	CONTRACT AMOUNT	
				ORIGINAL	REVIS
OEFC & CEB	OEFC approved the application and the Contract became effect on 13th Feb. '87.	Contractor: Hazama-Kumagai Joint Venture (Japan)	25th April, 1988	¥ 1,724,894,001 Rs 89,267,407	¥ 1,69 Rs
OEFC & CEB	Letter of Award was issued on 26th Oct. '87 and the Engineer's Commence Order was issued on 25th Nov. '87 after approval by OEFC.	Contractor: Kumagai-Hazama-Kajima Joint Venture (Japan)	09th May, 1991	¥ 13,536,423,284 Rs 953,600,732	¥ 19,07 Rs 1,0
UK Grant, CDC, Lloyds Bank & CEB	The Contract became effective on 24th Dec. '86 and the Contractor has commenced the works since 23rd Jan. '87.	Contractor: Balfour Beatty Construction International Ltd. (UK)	10th April, 1991	£ 43,770,000 Rs 1,193,440,000	£ Rs 1,38
OEFC & CEB	Letter of Award was issued on 14th January, 1988.	Contractor: Mitsui & Co. Ltd. Japan	30th September, 1991 for the major parts	¥ 4,522,992,000 Rs 41,000,000	¥ 4,6 Rs
UK Grant, CDC, Lloyds Bank & CEB	The Contract became effective on 24th December, 1986.	Contractor: GEC Turbine Generators Ltd. (UK)	27th February, 1992	£ 15,801,422 Rs 24,496,230	£ Rs
OEFC & CEB	Letter of Award was issued on 10th December, 1987.	Contractor: Sumitomo-Mitsubishi-Kurimoto-Marushima Joint Venture	29th April, 1991	¥ 2,763,527,314 Rs 85,562,631	¥ 2,8 Rs
OEFC & CEB	The Contract became effective on 9th January, 1987 after approval of OEFC.	Consultant Group: Nippon Koei Co. Ltd. (Japan) and Electrowatt Engineering Services Ltd. (Switzerland) Assisted by Central Engineering Consultancy Bureau (Sri Lanka).		¥ 3,085,432,540 Rs 25,818,000	¥ 3,32 Rs

SAMANALAWENA HYDROELECTRIC PROJECT  
CONTRACT COST ESTIMATE-LOCAL

	CABINET APPROVED CONTRACT ESTIMATE			FINAL CONTRACT SUM RECOMMENDED D	DIFFERENCE (D-A)	DIFFERENCE (D-C)
	A ORIGINAL	B REVISION-1	C REVISION-2			
	SL.Rs. Nov.86	SL.Rs. SEP.89	SL.Rs. MAR.92	SL.Rs. MAR.93	SL.Rs.	SL.Rs.
BBCIL-LOT III	1,493,700,000	1,349,260,000	1,499,260,000	1,501,032,143	7,332,143 0.49%	1,772,143 0.12%
GIBBS	6,480,000	7,232,000	8,910,768	10,510,000	4,030,000 62.19%	1,599,232 17.95%
GEC -LOT V	43,700,000	43,700,000	43,700,000	44,069,642	369,642 0.85%	369,642 0.85%
1 SUB TOTAL	1,543,880,000	1,400,192,000	1,551,870,768	1,555,611,785	11,731,785 0.76%	3,741,017 0.24%
	SL.Rs. FEB.87-JAN.88	SL.Rs. MAR.90	SL.Rs. MAR.92	SL.Rs. MAR.93	SL.Rs.	SL.Rs.
HK -LOT I	89,267,407 (+10%)Contg.	88,300,000	88,333,478	88,333,478	(933,929) (1.05)%	0 0.00%
KHK -LOT II	935,600,732 (+10%)Contg.	979,800,732	1,009,902,286	1,011,030,327	57,429,595 6.02%	1,128,041 0.11%
MITSUI-LOT VI	44,000,000 (+05%)Contg.	45,200,000	45,200,000	43,464,754	(536,246) (1.22)%	(1,735,246) (3.84)%
SMKM -LOT VI	85,562,631 (+2,000,000)Cty.	87,562,631	87,562,631	87,562,631	0 0.00%	0 0.00%
JVS	26,260,000	26,260,000	35,249,625	35,856,830	9,596,830 36.55%	607,205 1.72%
2 SUB TOTAL	1,198,690,770	1,227,123,363	1,266,248,020	1,266,248,020	65,557,250 5.47%	0 0.00%
SUB TOTAL(1+2)	2,742,570,770	2,627,315,363	2,818,118,788	2,821,859,805	77,289,035	3,741,017
	ESTIMATE OF OTHER LOCAL EXPENDITURE			FINAL LOCAL COST	ACTUAL	BALANCE(Rs)
	SEP.89	SEP.90	MAR.92	ESTIMATE	UP TO MAR.93	
CUSTOM DUTY	806,445,351	2,127,566,121	2,420,000,000	2,500,000,000	2,430,330,880	69,669,120
TAX	INCLUDED ABOVE	INCLUDED ABOVE	INCLUDED ABOVE	240,000,000	239,200,000	800,000
	250,000,000	250,000,000	250,000,000	200,000,000	108,222,276	91,277,724
DAM-MONITORING				10,000,000	2,370,502	7,629,498
ENERGY COST	100,000,000	125,000,000	125,000,000	125,000,000	123,149,295	1,850,705
ADMINISTRATION	120,000,000	120,000,000	150,916,000	75,000,000	52,326,171	22,673,839
LOCAL CONTRACT (RDA+CECB)	311,923,879	311,923,879	318,574,000	318,574,000	318,574,000	0
3 SUB TOTAL	1,588,369,230	2,934,430,000	3,264,490,000	3,468,574,000	3,274,673,124	193,900,876
TOTAL(1+2+3)	4,330,940,000	5,561,805,363	6,082,608,788	6,290,433,805		




SAMANALAWA HYDROELECTRIC PROJECT  
CONTRACT COST ESTIMATE-FOREIGN

	CABINET APPROVED CONTRACT ESTIMATE			FINAL CONTRACT SUM RECOMMENDED D	DIFFERENCE (D-A)	DIFFERENCE (D-C)
	A	B	C			
	ORIGINAL	REVISION-1	REVISION-2			
	POUNDS NOV.88	POUNDS- SEP.89	POUNDS MAR.92	POUNDS MAR.93	POUNDS	POUNDS
BBCIL-LOT III	43,770,000	53,170,000	53,170,000	53,207,578	9,437,578	37,578
	contg.included				21.56%	0.07%
GIDB	6,985,000	7,571,427	7,812,227	8,261,000	1,276,000	448,773
					18.27%	5.74%
GEC-LOT V	15,810,000	15,810,000	15,802,000	15,801,422	(8,578)	(578)
	contg.included				(0.05)%	(0.00)%
FINANCE CHARGE	66,565,000	76,551,427	76,784,227	77,270,000 4,203,635	10,705,000 16.08%	485,773 0.63%
				81,473,635		

	YEN FEB.87-JAN.88	YEN MAR.90	YEN MAR.92	YEN MAR.93	YEN	YEN
HK -LOT I	1,724,894,001	1,724,894,000	1,693,107,217	1,693,107,217	(31,786,784)	0
	(+10%)contg.				(1.84)%	
KHK -LOT II	13,536,423,284	18,211,423,284	19,114,849,388	19,075,695,230	4,185,629,624	(39,154,152)
	(+10%)contg.		(19,130,849,338)		30.92%	(0.20)%
MITSUI-LOT IV	4,522,992,000	4,689,992,000	4,689,992,000	4,646,292,730	(102,848,870)	(43,699,270)
	(+05%)contg.				(2.27)%	(0.93)%
SMKM -LOT VI	2,763,527,314	2,843,527,314	2,843,527,314	2,843,427,314	(100,000)	(100,000)
	(+80,000,000)ctg.				(0.00)%	(0.00)%
JVS	3,086,530,000	3,086,530,000	3,228,862,499	3,311,715,921	225,185,921	82,853,422
					7.30%	2.57%
FINANCE CHARGE	25,634,366,599	30,556,366,598	31,570,338,418	31,570,238,418 113,761,582	4,276,079,891 16.68%	(100,000) (0.0003)%
				31,684,000,000		

දිනය:	
ප්‍රති.ල :	

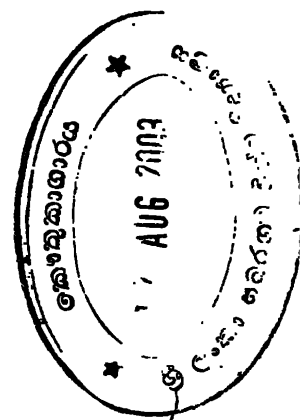


SAMANALAWWA HEP  
UK FUNDS (IN STERLING POUNDS)  
ALLOCATIONS FOR UK PACKAGE CONTRACTS

		ODA	CDC	LMBI	LMBII	TOTAL
	MAIN LOAN	16,570,000	15,000,000	14,470,000	24,240,000	70,380,000
	ADDL.	2,500,000	3,000,000		5,303,635	10,803,635
		390,000				390,000
		19,460,000	18,000,000	14,470,000	29,543,635	81,473,635
BBCIL	AMOUNT ALLOCATED	12,175,000	5,889,000	7,915,000	17,813,578	43,792,578
LOT III		2,500,000	2,115,000		4,800,000	9,415,000
						53,207,578
GEC	AMOUNT ALLOCATED	4,395,000	2,125,000	2,855,000	6,426,422	15,801,422
LOT V						
DESIGN	AMOUNT ALLOCATED *	390,000	6,986,000			7,376,000
ENG.			885,000			885,000
						8,261,000
FINANCE	AMOUNT ALLOCATED			3,700,000	503,635	4,203,635
CHARGE						
TOTAL	AMOUNT ALLOCATED	19,460,000	18,000,000	14,470,000	29,543,635	81,473,635

SAMANALAWWA HEP  
OECF LOANS (JAPANESE YENS)  
ALLOCATIONS FOR JAPANESE PACKAGE CONTRACTS

CONTRACTOR	SL-P10	SL-P11	SL-P28	FINAL CONTRACT SUM
UK -LOT I	1,693,107,217			1,693,107,217
KHK -LOT II	9,520,000,000	6,558,848,658	2,936,846,578	19,075,695,236
MITSUI-LOT VI	143,000,000	4,503,292,730		4,640,292,730
SMKM -LOT VI		2,843,427,314		2,843,427,314
JVS(SUPERVISION)	3,129,862,499		181,853,422	3,311,715,921
	14,485,969,716	13,905,568,702	3,178,700,000	31,570,238,418
BANK CHARGE I	14,030,284	14,431,298	5,300,000	33,761,582
(CONTR. 5,000,000)				
INTEREST			80,000,000	80,000,000
OECF LOAN AMOUNT	14,500,000,000	13,920,000,000	3,264,000,000	31,684,000,000



**SAMANALAWENA HYDROELECTRIC PROJECT**  
**CONTRACT COST ESTIMATE-LOCAL**


	CABINET APPROVED CONTRACT ESTIMATE			FINAL CONTRACT SUM RECOMMENDED D	DIFFERENCE (D-A)	DIFFERENCE (D-C)
	A ORIGINAL	B REVISION-1	C REVISION-2			
	SL.Rs. Nov.86	SL.Rs. SEP.89	SL.Rs. MAR.92			
BBCIL-LOT III	1,493,700,000	1,349,260,000	1,499,260,000	1,501,032,143	7,332,143 0.49%	1,772,143 0.12%
GIBBS	6,480,000	7,232,000	8,910,768	10,510,000	4,030,000 62.19%	1,599,232 17.95%
GEC -LOT V	43,700,000	43,700,000	43,700,000	44,069,642	369,642 0.85%	369,642 0.85%
1 SUB TOTAL	1,543,880,000	1,400,192,000	1,551,870,768	1,555,611,785	11,731,785 0.76%	3,741,017 0.24%
	SL.Rs. FEB.87-JAN.88	SL.Rs. MAR.90	SL.Rs. MAR.92	SL.Rs. MAR.93	SL.Rs.	SL.Rs.
HK -LOT I	89,267,407 (+10%)Contg.	88,300,000	88,333,478	88,333,478	(933,929) (1.05)%	0 0.00%
KHE -LOT II	935,600,732 (+10%)Contg.	979,800,732	1,009,902,286	1,011,030,327	57,429,595 6.02%	1,128,041 0.11%
MITSUI-LOT VI	44,000,000 (+05%)Contg.	45,200,000	45,200,000	43,464,754	(536,246) (1.22)%	(1,735,246) (3.84)%
SHKM -LOT VI	85,562,631 (+2,000,000)Cty.	87,562,631	87,562,631	87,562,631	0 0.00%	0 0.00%
JVS	26,260,000	26,260,000	35,249,625	35,856,830	9,596,830 36.55%	607,205 1.72%
2 SUB TOTAL	1,198,690,770	1,227,123,363	1,266,248,020	1,266,248,020	65,557,250 5.47%	0 0.00%
SUB TOTAL(1+2)	2,742,570,770	2,627,315,363	2,818,118,788	2,821,859,805	77,289,035	3,741,017
	ESTIMATE OF OTHER LOCAL EXPENDITURE			FINAL LOCAL COST	ACTUAL	BALANCE(Rs)
	SEP.89	SEP.90	MAR.92	ESTIMATE	UP TO MAR.93	
CUSTOM DUTY	806,445,351	2,127,566,121	2,420,000,000	2,500,000,000	2,430,330,880	69,669,120
TAX	INCLUDED ABOVE	INCLUDED ABOVE	INCLUDED ABOVE	240,000,000	239,200,000	800,000
	250,000,000	250,000,000	250,000,000	200,000,000	108,722,276	91,277,724
DAM-MONITORING				10,000,000	2,370,502	7,629,498
ENERGY COST	100,000,000	125,000,000	125,000,000	125,000,000	123,149,295	1,850,705
ADMINISTRATION	120,000,000	120,000,000	150,916,000	75,000,000	52,326,171	22,673,839
LOCAL CONTRACT (RDA+CECB)	311,923,879	311,923,879	318,574,000	318,574,000	318,574,000	0
3 SUB TOTAL	1,588,369,230	2,934,430,000	3,264,490,000	3,468,574,000	3,274,673,124	193,900,876
TOTAL(1+2+3)	4,330,940,000	5,561,805,363	6,082,608,788	6,290,433,805		

MANALAWENA HEP  
FUND(S) (IN STERLING POUNDS)  
LOCATIONS FOR UK PACKAGE CONTRACTS

		ODA	CDC	LMBI	LMBII	TOTAL
	MAIN LOAN	16,570,000	15,000,000	14,470,000	24,240,000	70,380,000
	ADDL.	2,500,000	3,000,000		5,303,635	10,803,635
	*	390,000				390,000
		19,460,000	18,000,000	14,470,000	29,543,635	81,473,635
CIL	AMOUNT ALLOCATED	12,175,000	5,889,000	7,915,000	17,813,578	43,792,578
IT III		2,500,000	2,115,000		4,800,000	9,415,000
						53,207,578
IC	AMOUNT ALLOCATED	4,395,000	2,125,000	2,855,000	6,426,422	15,801,422
IT V						
SIGN	AMOUNT ALLOCATED *	390,000	6,986,000			7,376,000
IG.			885,000			885,000
						8,261,000
NANCE	AMOUNT ALLOCATED			3,700,000	503,635	4,203,635
LARGE						
TAL	AMOUNT ALLOCATED	19,460,000	18,000,000	14,470,000	29,543,635	81,473,635

MANALAWENA HEP  
JCF LOANS (JAPANESE YENS)  
LOCATIONS FOR JAPANESE PACKAGE CONTRACTS

CONTRACTOR	SL-P10	SL-P11	SL-P28	FINAL CONTRACT SUM
-LOT I	1,693,107,217			1,693,107,217
IK -LOT II	9,520,000,000	6,558,848,658	2,996,846,578	19,075,695,236
TSUI-LOT VI	143,000,000	4,503,292,730		4,640,292,730
IKM -LOT VI		2,843,427,314		2,843,427,314
/S (SUPERVISION)	3,129,862,499		181,853,422	3,311,715,921
	14,485,969,716	13,905,568,702	3,178,700,000	31,570,238,418
INK CHARGE 1	14,030,284	14,431,298	5,300,000	33,761,582
(ONTG. 5,000,000)				
INTEREST			80,000,000	80,000,000
JCF LOAN AMOUNT	14,500,000,000	13,920,000,000	3,264,000,000	31,684,000,000

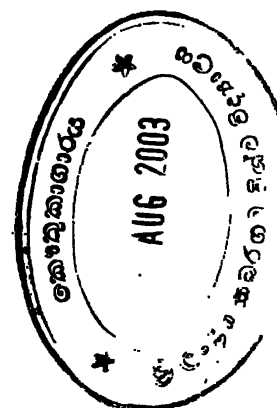


SAHANALAWewa HEP  
UK FUNDS (IN STERLING POUNDS)  
ALLOCATIONS FOR UK PACKAGE CONTRACTS

		ODA	CDC	LMBI	LMBII	TOTAL
	MAIN LOAN	16,570,000	15,000,000	14,470,000	24,240,000	70,380,000
	ADPL.	2,500,000	3,000,000		5,303,635	10,803,635
	*	390,000				390,000
		19,460,000	18,000,000	14,470,000	29,543,635	81,473,635
OPCL	AMOUNT ALLOCATED	12,175,000	5,889,000	7,915,000	17,813,578	43,792,578
LOT III		2,500,000	2,115,000		4,800,000	9,415,000
						53,207,578
REC	AMOUNT ALLOCATED	4,395,000	2,125,000	2,855,000	6,426,422	15,801,422
LOT V						
DESIGN	AMOUNT ALLOCATED *	390,000	6,986,000			7,376,000
FRU.			885,000			885,000
						8,261,000
FINANCE	AMOUNT ALLOCATED			3,700,000	503,635	4,203,635
CHARGE						
TOTAL	AMOUNT ALLOCATED	19,460,000	18,000,000	14,470,000	29,543,635	81,473,635

SAHANALAWewa HEP  
ONCF LOANS (JAPANESE YENS)  
ALLOCATIONS FOR JAPANESE PACKAGE CONTRACTS

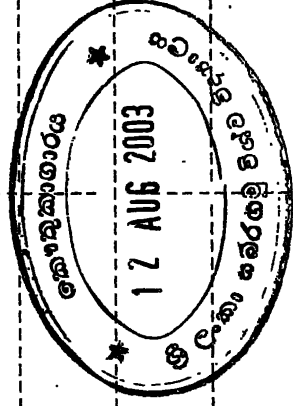
CONTRACTOR	SL-P10	SL-P11	SL-P28	FINAL CONTRACT SUM
UK -LOT I	1,693,107,217			1,693,107,217
KHK -LOT II	9,520,000,000	6,558,848,658	2,996,846,578	19,075,695,236
HITSUI-LOT VI	143,000,000	4,503,292,730		4,640,292,730
SEKH -LOT VI		2,843,427,314		2,843,427,314
JVS (SUPERVISION)	3,129,862,499		181,853,422	3,311,715,921
	14,485,969,716	13,905,568,702	3,178,700,000	31,570,238,418
BANK CHARGE 1	14,030,284	14,431,298	5,300,000	33,761,582
(CONTR. 5,000,000)				
INTEREST			80,000,000	80,000,000
ONCF LOAN AMOUNT	14,500,000,000	13,920,000,000	3,264,000,000	31,684,000,000



## DISBURSEMENT (RE-PORTION)

Upper Case: Amount paid  
Lower Case: Amount allocated

YEAR	LOT I	LOT II	LOT III	LOT IV	LOT V	LOT VI	T/3
1987	47,586,161 47,586,161	- -	375,603,607.05		1,601,628 1,601,628		2,450,275 5,504,795
1988	26,500,819 84,086,930	290,660,315 290,660,315	629,848,565.04		1,601,628	17,112,527.00	3,829,834 10,024,457
1989	4,246,498 38,333,478	108,890,161 399,550,477	927,120,021.56	9,886,400	1,701,569.59	21,464,497.00	5,146,492 15,991,478
1990		191,661,765 591,212,242	1,242,190,221.52	28,507,700	3,118,295.23	65,317,737.20	7,366,454 22,314,615
1991		327,104,241 918,310,483	1,347,681,074.97	41,362,560	28,493,440.79	86,275,883.80	8,103,879 23,798,850
1992		84,539,977 1,002,856,460	1,494,872,375.31	44,399,054	40,594,558.61		8,870,832 34,533,350
MAY 1993		6,376,445 1,009,232,905	-				9,219,165 35,770,623
JUN 1993		1,591,730 1,010,824,635	-				
JUL 1993							
AUG 1993							
SEP 1993							
OCT 1993							

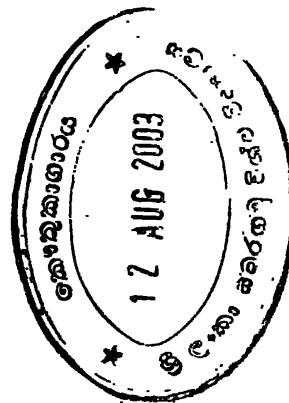


# SAMANALAWA HYDROELECTRIC PROJECT

O.E.C.F. LOAN -- (YEN) UP TO 30.12.1992

CABINET APPROVED CONTRACT ESTIMATE				FINAL CONTRACT SUM	
A	B	C		RECOMMENDED	DIFFERENCE
ORIGINAL	REVISION-1	REVISION-2	D		(D-A)
					(D-C)
POUNDS	POUNDS	POUNDS	POUNDS	POUNDS	POUNDS
NOV.88	SEP.89	MAR.92	MAR.92		
BBCIL-LOT III	43,770,000	53,170,000	53,207,573	9,437,578	37,578
					0.07%
GIBB	contg. included			21.56%	
	6,985,000	7,812,227	8,261,000	1,276,000	448,773
				16.27%	5.74%
GEC-LOT V	15,810,000	15,202,000	15,201,422	(8,573)	(578)
				(0.05)%	(0.00)%
	66,565,000	76,551,427	76,734,227	10,169,000	485,773
				4,203,635	0.63%
FINANCE CHARGE					
				81,443,635	

	YEN	YEN	YEN	YEN	YEN
	FEB.87-JAN.88	MAR.90	MAR.92	MAR.92	
THE -LOT I	1,724,894,001	1,724,894,000	1,693,107,217	(31,786,784)	0
	(+10%)contg.			(1.84)%	
THE -LOT II	13,536,423,284	18,211,423,284	19,114,849,388	4,185,629,624	(39,184,152)
	(+10%)contg.		(19,130,849,338)	30.32%	(0.20)%
HTSUI-LOT IV	4,522,992,000	4,689,992,000	4,646,229,730	(102,348,670)	(43,699,270)
	(-35%)contg.			(2.27)%	(0.93)%
SYEN -LOT VI	2,763,527,314	2,843,527,314	2,843,427,314	(100,000)	(100,000)
	(+80,000,000)ctg.			(0.06)%	(0.00)%
YVS	3,086,530,000	3,086,530,900	3,311,715,921	225,185,921	82,852,422
				7.30%	2.57%
	25,634,366,599	30,556,366,536	31,570,338,418	4,276,072,891	(100,000)
				113,761,582	16.68%
FINANCE CHARGE					(0.0003)%
				31,634,000,000	





<b>CONTRACT AMOUNT</b>	:Y 3,086,432,540/-	(3,086,530,000)	(3,228,862,499)	(3,311,715,921)
------------------------	--------------------	-----------------	-----------------	-----------------


25. (26,260,000) (35,249,625) (37,650,000)

ADVANCE PAYMENT	:FEE CONSTRUCTION STAGE	JY 129,279,000/-
-----------------	-------------------------	------------------

**CONSTRUCTION STAGE JK 237,491,000/-**

**CONSTRUCTION STAGE RS.2,347,100/-**

(1)

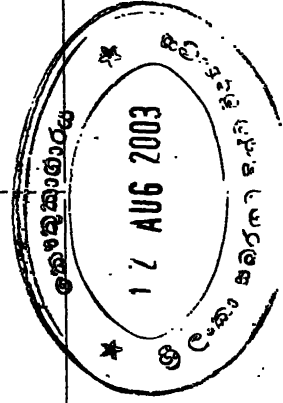
[illegible]

MONTHS WISE (34)										YEAR WISE (35)										
NO.	YEAR & MONTH	INVOICE NO.	AMOUNT RECEIVED	AMOUNT PAID	DATE UP TO DATE	INVOICE NO.	DATE	AMOUNT RECEIVED	DATE	AMOUNT PAID	DATE	NO.	YEAR & MONTH	INVOICE NO.	DATE	AMOUNT RECEIVED	DATE	AMOUNT PAID	DATE	
22	AUG-SEP-90	7-00	130,315,807	2,446,650,220	2,446,650,220	32	AUG-SEP-90	1,393,672.00	20,456,428.00	20,456,428.00	33	AUG-SEP-90	315,131.86							
23	OCT-NOV-90	8-27	39,225,622	92,979,645	2,539,450,225	32	OCT-NOV-90	177,613.00	854,298.00	854,298.00	34	OCT-NOV-90	32,753.40							
24	DEC-JAN-91	9-27	9,157,434	82,113,171	2,621,563,359	23	DEC-JAN-91	11,571.00	1,054,252.00	1,054,252.00	35	DEC-JAN-91	11,627.77							
25	FEB-MAR-91	10-25	5,315,222	78,254,805	2,700,755,204	24	FEB-MAR-91	41,670.00	1,007,632.00	1,007,632.00	36	FEB-MAR-91	26,125.62							
26	APR-MAY-91	11-26	5,065,876	80,469,955	2,781,226,200	25	APR-MAY-91	40,502.00	993,352.00	993,352.00	37	APR-MAY-91	45,568.10							
27	JUN-JUL-91	12-27	3,149,522	73,423,383	2,854,651,193	25	JUN-JUL-91	72,485.00	2,652,572.00	2,652,572.00	38	JUN-JUL-91	134,127.35							
28	AUG-SEP-91	1-28	3,651,141	59,221,931	2,913,873,124	27	AUG-SEP-91	975,952.00	127,577,955.00	127,577,955.00	39	AUG-SEP-91	43,993.10							
29	OCT-NOV-91	2-20	1,855,537	53,823,377	2,967,696,461	28	OCT-NOV-91	325,523.00	188,324,444.00	188,324,444.00	40	OCT-NOV-91	225,522.73							
30	DEC-JAN-92	3-21	1,930,832	48,555,256	3,016,251,713	29	DEC-JAN-92	894,414.00	129,796,556.00	129,796,556.00	41	DEC-JAN-92	694,414.00							
31	FEB-MAR-92	4-23	1,779,973	51,561,353	3,067,813,086	30	FEB-MAR-92	829,551.00	130,623,413.00	130,623,413.00	42	FEB-MAR-92	889,561.00							
32	APR-MAY-92	5-23	1,710,622	31,454,589	3,105,533,726	31	APR-MAY-92	592,912.00	131,210,431.00	131,210,431.00	43	APR-MAY-92	592,019.00							
33	JUN-JUL-92	6-30	28,652,745	23,131,976,331	3,128,665,702	32	JUN-JUL-92	577,529.00	131,787,960.00	131,787,960.00	44	JUN-JUL-92	577,043.00							
34	AUG-SEP-92	7-24	29,234,536	23,161,620,336	3,151,820,238	33	AUG-SEP-92	1,382,677.00	185,646,225.00	185,646,225.00	45	AUG-SEP-92	561,122.35							
35	OCT-NOV-92	8-26	34,594,491	23,185,254,527	3,176,014,729	34	OCT-NOV-92	493,943.00	186,824,474.00	186,824,474.00	46	OCT-NOV-92	22,670.35							
36	DEC-JAN-93	9-26	11,152,113	23,216,266,640	3,187,230,842	35	DEC-JAN-93	755,175.00	187,533,650.00	187,533,650.00	47	DEC-JAN-93	3,000.00							
37	FEB-MAR-93	10-27	16,720,529	23,232,987,169	3,203,951,371	36	FEB-MAR-93	553,320.00	188,086,970.00	188,086,970.00	48	FEB-MAR-93	27,113.00							
38	APR-MAY-93	11-29	75,420,625	23,248,407,794	3,229,371,996	37	APR-MAY-93	862,970.00	188,949,940.00	188,949,940.00	49	APR-MAY-93	5,119.00							
39	JUN-JUL-93	12-30	7,255,432	23,255,663,226	3,236,627,428	38	JUN-JUL-93	823,575.00	189,773,515.00	189,773,515.00	50	JUN-JUL-93	5,119.00							
40																				
41																				
42																				
43																				
44																				
45																				
46																				
47																				
48																				
49																				
50																				

DISBURSEMENT (JV-PORTION)

Upper Case: Amount Paid  
Lower Case: Accumulated

	LOT I	LOT II	LOT III	LOT IV	LOT V	LOT VI	E/S
1987	1,029,698,153 1,029,698,153	- -	15,471,752.45		1,828,435.13 2,202,504.00		£ G123 1,315,344 WVS 1,032,415,905
1988	587,203,857 1,616,962,010	3,973,649,032 3,973,649,082	24,284,980.03	366,663,000	5,263,795	630,272,072	2,368,797 1,548,511,850
1989	76,145,207 1,693,107,217	2,865,206,885 6,838,855,967	35,547,162.81	1,401,786,600	9,752,915	987,954,092	5,930,789 100,099,033
1990	-	5,212,000,723 12,050,855,630	49,170,945.12	3,645,196,700	12,575,442	2,281,448,132	7,345,437 2,621,830,390
1991	-	4,352,625,760 16,403,482,464	52,787,498.52	4,370,674,240	14,753,542	2,835,106,881	7,757,373 3,332,577,680
1992	-	2,290,690,670 18,694,173,127	53,207,578.00	4,625,566,873	15,801,421.33		7,856,611 3,216,851,960
JAN-MAY 1993	-	180,243,760 18,874,416,881	-	4,625,292,723			7,871,000
JUN' 1993	-	71,318,884 18,945,735,765	-				
JUL' 1993	-						
AUG' 1993	-						
SEP' 1993	-						
OCT' 1993	-						



	ODA	CDC	LMBI	LMBII	TOTAL
MAIN LOAN	16,570,000	15,000,000	14,470,000	24,240,000	70,280,000
	2,500,000	3,000,000		5,303,635	10,803,635
BBCIL	19,070,000	18,000,000	14,470,000	29,543,635	81,083,635
AMOUNT ALLOCATED	12,175,000	5,889,000	7,915,000	17,813,578	43,792,578
	2,500,000	2,115,000		4,800,00	9,415,000
ACTUAL EXPENDITURE	14,675,000	8,004,000		22,613,578	53,207,578
AMOUNT ALLOCATED	4,395,000	2,125,000	2,855,000	6,426,422	15,801,422
ACTUAL EXPENDITURE	4,395,000	2,125,000	2,855,000	6,426,422	15,801,422
AMOUNT ALLOCATED		6,986,000			6,986,000
		846,010			846,010
ACTUAL EXPENDITURE		7,856,641			7,856,641
FINANCE CHARGE & *CONTINGENCY		*	3,700,000	503,635	4,242,625
			3,700,000	503,635	4,203,635
AMOUNT ALLOCATED	19,070,000	18,000,000	14,470,000	29,543,635	81,083,635
TOTAL					
BALANCE		0	14,359	0	14,359


LOT I CONTRACT - CIVIL WORKS (DIVERSION TUNNELS AND RELEVANT WORKS)

CONTRACTOR: KUNAGAI-HAZAKA JV  
CONTRACT AMOUNT: Rs. 1,724,894,001.00

NO. DATE	FOREIGN CURRENCY					ONLY PAID	
	AMOUNT INVOICED (YEN)	RETENTION MONEY(10%)	RE-PAYMENT OF ADVANCE	RELEASE OF RETENTION	AMOUNT PAID (YEN)	TOTAL AMOUNT PAID(YEN)	SL-710 LOAN : S - PLO SL (YEN)
1 JUN '87	78,268,155	(7,794,720)			258,734,100	258,734,100	1,724,894
2 AUG '87	83,417,202	(8,341,720)			70,473,435	329,207,535	70,473,435
3 AUG '87	148,332,320	(14,833,232)			79,575,482	408,783,017	79,575,482
4 SEP '87	248,976,632	(24,897,666)			133,427,351	542,210,368	133,427,351
5 OCT '87	101,077,175	(10,107,717)			223,988,969	766,199,337	223,988,969
6 NOV '87	92,596,486	(9,259,649)			90,969,458	857,168,795	90,969,458
7 DEC '87	96,471,131	(9,647,113)			83,772,482	940,941,277	83,772,482
8 JAN '88	110,693,587	(11,069,359)			88,756,876	1,029,698,153	88,756,876
9 FEB '88	183,262,431	(18,326,243)			99,629,628	1,129,327,781	99,629,628
10 MAR '88	107,136,981	(10,713,698)			164,970,910	1,294,298,691	164,970,910
11 MAY '88	105,457,351	(10,545,735)	(86,244,700)		10,178,583	1,304,477,274	10,178,583
12 MAY '88	166,279,780	(16,627,978)	(86,244,700)	76,145,207	9,578,146	1,314,055,420	9,578,146
13 DEC '88	162,331,986	(16,233,199)	0	76,145,207	139,574,604	1,453,630,024	139,574,604
14 APR '89	0	0	0	76,145,207	153,331,986	1,616,962,010	163,331,986
					76,145,207	1,693,107,217	76,145,207
	1,693,107,217	(169,310,721)	(258,734,100)	162,290,414	1,693,107,217	1,693,107,217	1,724,894

CONTRACTOR: KUNAGAI-HAZAKA JV  
CONTRACT AMOUNT: Rs. 89,267,407.00


NO. DATE	LOCAL CURRENCY					P.T.T.	
	AMOUNT INVOICED (TE)	RETENTION MONEY(10%)	RE-PAYMENT OF ADVANCE	RELEASE OF RETENTION	AMOUNT PAID (RS)	TOTAL AMOUNT PAID(RS)	P.T.T. (3%)
1 JUN '87	3,258,572	(325,857)			13,390,111	13,390,111	401,703.33
2 AUG '87	6,217,359	(621,736)			2,937,309	16,327,420	88,119.27
3 AUG '87	3,323,445	(332,344)			5,595,859	21,923,279	157,876.07
4 SEP '87	8,798,832	(879,883)			3,000,153	24,923,432	90,004.59
5 OCT '87	2,170,136	(217,014)			7,918,949	32,842,381	237,568.47
6 NOV '87	5,638,423	(563,842)			1,961,222	34,803,613	53,836.66
7 DEC '87	6,531,182	(653,118)			5,113,770	39,917,383	153,413.10
8 JAN '88	9,001,685	(900,169)			7,668,778	47,586,161	230,063.34
9 FEB '88	14,074,190	(1,407,419)			8,101,516	55,687,677	243,045.48
10 MAR '88	8,103,356	(810,336)	(4,463,370)		12,667,899	68,355,576	382,036.97
11 MAY '88	8,272,408	(827,241)	(4,463,370)		2,883,650	71,239,226	86,509.50
12 MAY '88	8,261,255	(826,125)	(4,463,371)	4,246,498	2,982,679	74,221,905	89,480.37
13 DEC '88	2,643,629	(264,363)		4,246,498	7,221,446	81,443,351	213,643.38
14 APR '89	0	0		4,246,498	2,643,629	84,086,980	79,308.87
					4,246,498	88,333,478	127,394.94
	89,267,407	(8,926,740)	(13,390,111)	(3,492,996)	88,333,478	2,650,004.00	



Rs. 952,600,732.00 (979,800,732) (1,009,052,286) (1,011,330,337)

## FOREIGN CURRENCY

NO. DATE	FOREIGN CURRENCY				SL-P10	SL-P11	SL-P23
	AMOUNT INVOICED (YEN)	RETENTION (YEN)	RE-PAYMENT OF ADVANCE	RELEASE OF RETENTION			
1 JUN '88	12,074,250	(1,297,425)			2,030,463,493		2,030,463,493
2 JUL '88	79,437,946	(7,949,795)			10,866,525		10,866,525
3 AUG '88	345,562,774	(34,556,795)			71,548,151		71,548,151
4 SEP '88	6,412,125	(614,112,125)			311,097,397		311,097,397
5 OCT '88	470,939,918	(47,093,918)			552,709,126		552,709,126
6 NOV '88	361,311,765	(36,131,177)			423,836,026		423,836,026
7 DEC '88	275,497,194	(27,549,719)			325,180,589		325,180,589
8 JAN '89	130,393,553	(13,339,856)			247,947,475		247,947,475
9 FEB '89	230,061,549	(23,066,165)			117,368,707		117,368,707
10 MAR '89	224,339,704	(22,433,071)	(101,523,175)		307,055,484		307,055,484
11 APR '89	237,569,204	(23,756,920)	(101,523,174)		163,374,463		163,374,463
12 MAY '89	183,462,721	(18,348,872)	(101,523,175)		25,289,110		25,289,110
13 JUN '89	236,056,007	(23,656,601)	(101,523,175)		63,616,674		63,616,674
14 JUL '89	245,600,349	(24,560,035)	(101,523,174)		164,927,831		164,927,831
15 AUG '89	277,494,878	(27,740,487)	(101,523,175)		119,517,140		119,517,140
16 SEP '89	196,850,253	(19,630,026)	(101,523,175)		148,141,216		148,141,216
17 OCT '89	214,235,432	(21,423,543)	(101,523,174)		75,624,052		75,624,052
18 NOV '89	363,207,204	(36,320,720)	(101,523,175)		31,333,715		31,333,715
19 DEC '89	355,493,081	(35,549,308)	(101,523,175)		225,363,309		225,363,309
20 JAN '90	537,913,162	(53,791,311)	(101,523,174)		785,420,598		785,420,598
21 FEB '90	374,566,387	(37,456,638)	(101,523,175)		382,598,617		382,598,617
22 MAR '90	621,345,260	(62,134,526)	(101,523,174)		355,586,574		355,586,574
23 APR '90	535,941,416	(53,941,416)	(101,523,175)		557,597,560		557,597,560
24 MAY '90	559,403,813	(55,940,981)	0		556,347,300		556,347,300
25 JUN '90	435,737,274	(43,579,727)	0		512,468,832		512,468,832
26 JUL '90	538,065,109	(53,808,511)	(120,000,000)		323,217,547		323,217,547
27 AUG '90	501,772,649	(50,177,265)	30,000,000		424,276,598		424,276,598
28 SEP '90	463,525,523	(46,352,253)	30,000,000		421,595,394		421,595,394
29 OCT '90	1,023,362,262	(102,335,826)	30,000,000		452,570,270		452,570,270
30 NOV '90	569,777,934	(56,977,793)	(101,523,175)		1,995,022,436		1,995,022,436
31 DEC '90	511,278,895	(51,127,990)	101,523,175		411,276,966		411,276,966
					358,627,830		358,627,830
	12,592,463,797	(1,259,248,980)	(1,312,847,820)		7,127,000,000		7,127,000,000
					4,923,555,690		4,923,555,690



LOT II CONTRACT - CIVIL WORKS (DAM AND APPURTENANT STRUCTURES)


CONTRACTOR: KUNAKESI-HAZAKA-KAJIHA JOINT VENTURE


CONTRACT AMOUNT: Rs. 1,659,582,286.00

ADVANCE PAYMENT: Rs. - 143,040,110.00

41


LOCAL CURRENCY									
NO	MONTH & YEAR	AMOUNT RECEIVED (Rs)	EXPERIMENT MONEY(%)	RE-PAYMENT OF ADVANCE	RELEASE OF RETENTION	AMOUNT PAID (YEN)	TOTAL AMOUNT PAID (YEN)	PAYMENT	REMARK
1	JUN '83	633,508	(63.651)	0	0	143,040,110	143,040,110	636,873,197	1,291,552.20
2	JUL '83	4,102,069	(416.207)	0	0	572,357	143,612,467	936,823,213	1,175.91
3	AUG '83	17,335,594	(1,735.539)	0	0	5,755,802	149,368,269	942,579,015	113,375.36
4	SEP '83	45,731,745	(4,573.175)	0	0	15,692,035	165,060,304	1,008,271,050	463,751.36
5	OCT '83	52,539,074	(5,253.907)	0	0	38,432,571	203,492,875	1,146,703,621	1,133,757.73
6	NOV '83	33,735,280	(3,373.628)	0	0	47,321,637	250,814,512	1,204,025,258	1,418,332.01
7	DEC '83	12,345,180	(1,234.518)	0	0	30,333,662	281,148,174	1,234,358,920	510,693.36
8	JAN '84	6,776,835	(677.684)	0	0	11,555,162	292,703,336	1,245,914,082	346,634.36
9	FEB '84	17,813,022	(1,781.302)	0	0	6,693,151	299,396,487	1,252,607,233	182,374.53
10	MAR '84	15,635,855	(1,563.583)	0	0	12,771,720	312,168,207	1,265,378,953	599,951.60
11	APR '84	9,312,895	(931.281)	0	0	6,853,137	319,021,344	1,272,232,090	505,554.11
12	MAY '84	6,164,550	(616.455)	0	0	1,523,219	320,544,563	1,273,755,309	92,956.17
13	JUN '84	17,292,693	(1,729.263)	0	0	156,819	320,701,382	1,273,912,128	5,371.57
14	JUL '84	17,455,552	(1,745.552)	0	0	4,743,610	325,445,000	1,278,655,738	345,452.30
15	AUG '84	11,783,986	(1,178.398)	0	0	2,354,117	327,799,117	1,281,009,855	89,923.51
16	SEP '84	6,641,325	(664.133)	0	0	2,350,772	330,149,889	1,283,360,627	107,445.16
17	OCT '84	9,673,333	(967.333)	0	0	635,097	330,784,986	1,284,005,724	13,752.31
18	NOV '84	17,696,698	(1,769.668)	0	0	1,578,403	332,363,389	1,285,584,127	45,752.09
19	DEC '84	22,734,010	(2,273.401)	0	0	8,634,233	341,007,622	1,294,218,360	538,547.99
20	JAN '85	27,165,569	(2,716.569)	0	0	32,273,604	373,281,226	1,326,491,964	366,856.12
21	FEB '85	27,431,010	(2,743.101)	0	0	14,556,375	387,837,601	1,341,048,339	138,626.25
22	MAR '85	42,321,904	(4,232.190)	0	0	15,044,904	392,882,505	1,356,093,243	397,347.12
23	APR '85	37,623,511	(3,762.351)	0	0	30,316,707	423,199,212	1,386,409,950	922,591.21
24	MAY '85	52,954,560	(5,295.456)	0	0	24,593,160	447,792,372	1,411,003,110	745,824.20
25	JUN '85	53,435,730	(5,343.573)	0	0	8,555,002	456,347,374	1,419,558,112	293,850.06
26	JUL '85	15,932,455	(1,593.245)	0	0	11,250,152	467,597,526	1,430,808,268	535,205.36
27	AUG '85	31,637,113	(3,163.711)	0	0	7,120,613	474,718,139	1,437,928,881	215,218.39
28	SEP '85	35,724,042	(3,572.404)	0	0	13,529,397	488,247,536	1,451,458,278	407,531.31
29	OCT '85	47,162,806	(4,716.286)	0	0	24,939,631	513,187,167	1,476,397,909	743,895.93
30	NOV '85	28,391,555	(2,839.155)	0	0	29,832,121	543,019,288	1,506,229,030	835,863.63
31	DEC '85	19,427,015	(1,942.702)	0	0	31,525,668	574,544,956	1,537,754,698	647,520.04
						17,434,314	591,979,270	1,555,189,012	524,325.42
		655,992,492	(65,599.249)	0	0	591,212,242			17,715,367.26



[illegible]

ESTIMATED COST : 19,075,695.236





FOREIGN CURRENCY									
NO. DATE	AMOUNT INVOICED: (Rs.)	RETENTION (10%)	RE-PAYMENT OF ADVANCE	RELEASE OF RETENTION	CURRENT PAYMENT(Rs)	TOTAL AMOUNT PAID(Rs)	BALANCE (Rs)	B.T.T. Rs & P	
32 JAN'11	655,662,492	(65,566,249)	(143,640,111)	0	591,212,242	591,212,242	412,590,044	17,756,367.55	
33 FEB'11	65,565,446	(6,556,545)			59,008,901	650,581,143	359,321,143	1,751,067.03	
34 MAR'11	74,235,923	(7,423,592)			67,162,580	717,743,723	292,158,552	2,044,877.40	
35 MAY'11	36,946,134	(3,694,613)			29,741,574	747,485,297	362,470,939	852,247.22	
36 JUN'11	6,699,017	(669,902)			5,489,115	752,974,412	256,927,374	114,673.45	
37 JUL'11	19,294,674	(1,929,467)	0	36,973,556	17,455,207	770,429,619	239,472,627	533,556.21	
38 SEP'11	15,332,195	(1,533,220)	0		9,892,976	809,402,595	306,498,411	1,159,197.66	
39 OCT'11		6	0	36,973,556	38,973,556	819,295,951	190,656,455	256,789.28	
40 NOV'11	10,621,282	(1,062,128)			9,019,694	838,269,107	151,633,179	1,163,197.68	
41 DEC'11	37,209,922	(3,720,992)			36,855,537	867,386,801	142,613,455	270,590.32	
42 JAN'12	13,432,349	(1,343,235)			9,443,114	904,134,338	105,767,948	1,105,366.11	
43 FEB'12	5,255,590	(525,559)			4,735,031	913,577,452	95,324,234	883,293	
44 MAR'12	9,182,297	(918,230)			8,264,067	918,316,483	91,565,893	142,170.93	
45 APR'12	3,130,292	(313,029)	0	2,296,577	9,695,119	926,930,962	82,971,354	559,434.37	
46 MAY'12	5,578,924	(557,892)			6,821,031	930,626,072	73,276,224	250,655.30	
47 JUN'12	9,563,971	(956,397)			8,992,974	943,447,103	66,455,163	394,630.93	
48 JUL'12		0			15,936,184	952,420,077	57,482,299	279,189.32	
49 AUG'12					6,867,124	968,406,261	41,456,025	479,585.52	
50 SEP'12					1,331,911	975,273,385	34,623,961	555,355.20	
51 OCT'12					1,345,097	976,605,296	33,296,990	65,595.55	
52 NOV'12					19,672,890	995,277,986	13,624,350	953,634.50	
53 DEC'12					1,345,097	997,623,083	12,279,233	67,254.85	
54 JAN'13					854,794	998,477,877	11,423,469	42,739.70	
55 FEB'13					890,171	999,368,048	13,534,258	41,503.55	
56 MAR'13					1,474,524	1,000,842,572	9,659,654	73,731.20	
57 APR'13					1,081,852	1,001,924,594	7,977,752	54,091.60	
58 MAY'13					931,950	1,002,856,540	7,045,826	46,597.80	
59 JUN'13					876,169	1,003,732,929	6,163,657	53,923.55	
60 JUL'13					1,810,245	1,005,543,174	4,355,112	50,512.25	
61 AUG'13					1,420,932	1,006,964,166	2,932,120	51,943.60	
62 SEP'13					338,044	1,007,902,210	2,000,076	46,902.20	
63 OCT'13					1,336,695	1,009,232,905	682,331	55,534.75	
64 NOV'13					1,591,730	1,010,824,635			
65 DEC'13									
66 JAN'14	954,776,244	(95,477,624)	(143,040,111)	80,153,189	1,010,824,635				
67 FEB'14									
68 MAR'14									
69 APR'14									
70 MAY'14									
71 JUN'14									
72 JUL'14									
73 AUG'14									
74 SEP'14									
75 OCT'14									
76 NOV'14									
77 DEC'14									
78 JAN'15									
79 FEB'15									
80 MAR'15									
81 APR'15									
82 MAY'15									
83 JUN'15									
84 JUL'15									
85 AUG'15									
86 SEP'15									
87 OCT'15									
88 NOV'15									
89 DEC'15									
90 JAN'16									
91 FEB'16									
92 MAR'16									
93 APR'16									
94 MAY'16									
95 JUN'16									
96 JUL'16									
97 AUG'16									
98 SEP'16									
99 OCT'16									
100 NOV'16									
101 DEC'16									
102 JAN'17									
103 FEB'17									
104 MAR'17									
105 APR'17									
106 MAY'17									
107 JUN'17									
108 JUL'17									
109 AUG'17									
110 SEP'17									
111 OCT'17									
112 NOV'17									
113 DEC'17									
114 JAN'18									
115 FEB'18									
116 MAR'18									
117 APR'18									
118 MAY'18									
119 JUN'18									
120 JUL'18									
121 AUG'18									
122 SEP'18									
123 OCT'18									
124 NOV'18									
125 DEC'18									
126 JAN'19									
127 FEB'19									
128 MAR'19									
129 APR'19									
130 MAY'19									
131 JUN'19									
132 JUL'19									
133 AUG'19									
134 SEP'19									
135 OCT'19									
136 NOV'19									
137 DEC'19									
138 JAN'20									
139 FEB'20									
140 MAR'20									
141 APR'20									
142 MAY'20									
143 JUN'20									
144 JUL'20									
145 AUG'20									
146 SEP'20									
147 OCT'20									
148 NOV'20									
149 DEC'20									
150 JAN'21									
151 FEB'21									
152 MAR'21									
153 APR'21									
154 MAY'21									
155 JUN'21									
156 JUL'21									
157 AUG'21									
158 SEP'21									
159 OCT'21									
160 NOV'21									
161 DEC'21									
162 JAN'22									
163 FEB'22									
164 MAR'22									
165 APR'22									
166 MAY'22									
167 JUN'22									
168 JUL'22									
169 AUG'22									
170 SEP'22									
171 OCT'22									
172 NOV'22									
173 DEC'22									
174 JAN'23									
175 FEB'23									
176 MAR'23									
177 APR'23									
178 MAY'23									
179 JUN'23									
180 JUL'23									
181 AUG'23									
182 SEP'23									
183 OCT'23									
184 NOV'23									
185 DEC'23									
186 JAN'24									
187 FEB'24									
188 MAR'24									
189 APR'24									
190 MAY'24									
191 JUN'24									
192 JUL'24									
193 AUG'24									
194 SEP'24									
195 OCT'24									
196 NOV'24									
197 DEC'24									
198 JAN'25									
199 FEB'25									
200 MAR'25									
201 APR'25									
202 MAY'25									
203 JUN'25									
204 JUL'25									
205 AUG'25									
206 SEP'25									
207 OCT'25									
208 NOV'25									
209 DEC'25									
210 JAN'26									
211 FEB'26									
212 MAR'26									
213 APR'26									
214 MAY'26									
215 JUN'26									
216 JUL'26									
217 AUG'26									
218 SEP'26									
219 OCT'26									

LOT III CONTRACT - U.K. CIVIL WORKS

CONTRACTOR : BALFOUR BEATTY CONSTRUCTION INTERNATIONAL LTD.

CONTRACT AMOUNT : POUNDS (45,770,000) (\$3,170,000) \*(\$3,207,578)  
:Rs. (-,498,700,000) (1,949,260,000) (1,499,260,000) \*(1,501,032,143)

ADVANCE PAYMENT :Rs. 124,278,000.00  
:POUNDS 4,505,710.00

No.	DATE	CURRENT PAYMENT (us)	TOTAL CURRENT PAYMENT (us)	FOREIGN CURRENCY		LOCAL CURRENCY		TOTAL AMOUNT PAID (Rs)	B.B.F. %		
				CROWN AGENTS	CSC	LNB I	LNB II				
1	1 MAR 87	7,024,814.00	317,759,614.00	116,912.66				4,935,710.00	124,278,000.00	129,213,712.66	84,358.13
2	2 APR 87	42,701,712.73	360,461,326.73	777,829.22				5,793,848.82	13,167,350.37	146,255,287.97	335,029.13
3	3 MAY 87	49,564,479.49	409,925,806.22	791,270.94				6,575,219.76	19,872,353.81	160,127,671.78	598,171.51
4	4 JUN 87	110,282,721.70	520,208,527.92	1,744,070.93				8,319,290.69	44,008,026.23	204,135,698.01	320,240.79
5	5 JUL 87	87,535,155.16	607,743,683.08	587,539,919.08	196,315.92			9,376,317.92	27,368,120.24	231,503,818.25	821,043.51
6	6 AUG 87	97,149,418.10	684,893,091.18	1,548,845.54				10,925,163.46	38,293,237.72	269,737,105.97	148,798.63
7	7 SEP 87	66,210,715.63	751,103,806.81	1,052,452.69				11,977,615.55	26,217,539.25	295,954,645.22	756,526.18
8	8 OCT 87	73,941,310.24	825,045,117.05	1,180,607.61				13,156,303.16	28,771,180.36	323,785,323.78	853,135.43
9	9 NOV 87	89,670,021.18	914,715,138.23	1,455,646.23				14,621,949.39	34,355,524.38	358,141,350.56	1,030,665.73
10	10 DEC 87	94,834,791.92	955,549,929.15	477,052.61				15,471,752.95	17,542,256.19	375,683,607.55	526,257.59
11	11 JAN 88	54,753,408.15	1,010,303,337.30					16,051,134.83	32,736,896.53	408,420,503.98	922,106.90
12	12 FEB 88	38,129,943.00	1,048,433,280.30					16,687,690.73	13,940,824.75	422,361,328.33	418,354.74
13	13 MAR 88	61,607,005.45	1,110,040,285.75					17,537,050.91	29,391,611.72	451,752,947.05	381,749.56
14	14 APR 88	95,973,174.25	1,205,953,459.47					18,404,077.54	21,147,356.02	472,900,297.87	535,420.52
15	15 MAY 88	39,973,174.25	1,245,926,633.72					19,000,648.97	17,303,458.72	490,203,757.41	519,103.79
16	16 JUN 88	40,178,231.94	1,286,104,865.66					19,647,286.37	15,606,016.80	505,737,149.32	453,160.32
17	17 JUL 88	42,350,119.95	1,328,454,985.61					20,393,674.23	13,987,381.11	519,724,149.52	415,321.43
18	18 AUG 88	33,773,565.09	1,362,228,550.70					20,773,025.38	17,723,198.51	537,447,348.03	532,745.90
19	19 SEP 88	36,556,642.12	1,398,785,192.82					21,520,246.33	15,761,075.81	553,217,020.84	472,850.24
20	20 OCT 88	11,251,664.06	1,410,036,856.88					21,596,266.77	4,562,585.21	557,779,607.35	136,077.52
21	21 NOV 88	43,515,317.67	1,453,552,174.55					22,400,100.56	16,769,635.54	574,549,241.39	523,059.01
22	22 DEC 88	29,564,017.12	1,483,116,191.67					23,786,397.14	39,808,747.23	614,357,988.62	1,134,262.42
23	23 JAN 89	34,260,726.35	1,517,376,918.02					24,254,980.03	15,390,575.42	629,748,565.04	451,717.29
24	24 FEB 89	45,092,934.77	1,562,469,852.79					24,953,836.64	19,676,442.67	649,425,008.71	556,332.21
25	25 MAR 89	47,581,943.55	1,609,978,796.34					25,758,444.87	17,006,838.66	666,531,839.40	516,304.92
26	26 APR 89	38,354,054.51	1,648,332,850.85					26,775,803.46	34,494,423.35	701,026,267.75	1,034,332.85
27	27 MAY 89	49,450,527.49	1,697,789,328.34					27,092,293.29	19,641,120.56	720,667,388.31	565,353.62
28	28 JUN 89	34,986,330.30	1,732,775,658.64					28,511,306.55	14,146,725.06	734,714,109.39	431,491.60
29	29 JUL 89	72,235,867.02	1,805,011,525.66					29,956,476.59	27,359,141.33	762,073,249.71	820,774.24
30	30 AUG 89	87,000,065.26	1,892,011,590.92					31,685,243.85	22,846,796.93	784,920,046.64	855,403.97
31	31 SEP 89	67,352,155.96	1,959,363,746.88					301,576.90	26,932,224.91	811,752,271.55	807,956.75
32											
33											
34											
35											
36											
37											
38											
39											
40											
41											
42											
43											
44											
45											
46											
47											
48											
49											
50											
51											
52											
53											
54											
55											
56											
57											
58											
59											
60											
61											
62											
63											
64											
65											
66											
67											
68											
69											
70											
71											
72											
73											
74											
75											
76											
77											
78											
79											
80											
81											
82											
83											
84											
85											
86											
87											
88											
89											
90											
91											
92											
93											
94											
95											
96											
97											
98											
99											
100											
101											
102											
103											
104											
105											
106											
107											
108											
109											
110											
111											
112											
113											
114											
115											
116											
117											
118											
119											
120											
121											
122											
123											
124											
125											
126											
127											
128											
129											
130											
131											
132											
133											
134											
135											
136											
137											
138											
139											
140											
141											

63

INFO.	DATE	CURRENT PAYMENT (Rs)	TOTAL CURRENT PAYMENT (Rs)	FOREIGN CURRENCY			LOCAL CURRENCY				
				CROW. AGENTS	CSC	LES I	EXB II	TOTAL AMOUNT PAID	CURRENT PAYMENT (Rs)	TOTAL AMOUNT PAID (Es)	2.T.T. % 2.5%
				12,170,000.00	5,889,000.00	7,915,060.00	5,208,093.77	32,192,032.77	811,840,203.55	811,840,273.55	24,255,568.19
32	OCT '89	48,340,255.09	2,293,112,112.82				768,951.32	32,951,645.09	19,120,105.83	830,966,379.45	572,603.18
33	NOV '89	66,195,656.33	2,419,307,169.15				1,004,143.08	33,955,182.17	28,037,619.16	569,002,538.59	541,128.57
34	DEC '89	115,865,726.60	2,535,172,835.75				1,785,854.54	35,751,642.71	47,623,854.50	906,627,252.79	1,428,697.62
35	JAN '90	50,745,332.44	2,585,918,228.19				796,120.16	35,547,182.81	20,422,768.77	927,120,021.56	614,783.06
36	FEB '90	46,605,233.55	2,632,523,461.74				266,079.79	37,212,242.60	21,852,201.57	943,452,222.93	639,966.04
37	MAR '90	47,490,209.51	2,680,013,671.25				734,872.89	37,947,115.49	19,658,115.52	968,617,338.45	556,993.47
38	APR '90	79,143,405.57	2,759,157,076.82				544,341.67	38,791,455.16	47,658,422.27	1,015,075,760.72	1,411,753.67
39	MAY '90	54,254,053.97	2,813,411,130.79				355,939.99	39,687,234.15	20,23,372.55	1,025,384,133.07	605,251.17
40	JUN '90	24,750,541.67	2,838,161,672.46				305,107.80	39,993,561.95	13,112,445.30	1,048,492,578.27	633,553.36
41	JUL '90	26,324,509.18	2,864,486,181.64				571,836.26	40,565,386.21	4,532,831.31	1,052,995,409.58	127,784.94
42	AUG '90	51,679,570.23	2,916,165,459.87	872,742.53			0.00	41,438,130.74	18,515,962.25	1,071,510,471.83	555,451.87
43	SEP '90	91,617,912.61	3,007,782,472.48	944,326.71			0.00	42,382,457.45	55,732,557.82	1,122,242,089.65	1,021,977.93
44	OCT '90	27,173,284.32	3,034,955,756.80	632,930.76	977,558.79		0.00	44,043,057.00	34,050,501.36	1,161,313,570.95	1,322,115.01
45	NOV '90	123,941,811.50	3,158,797,568.30		1,137,331.21		1,593,607.31	45,253,936.52	32,226,147.61	1,201,139,718.56	1,194,784.43
46	DEC '90	97,011,526.41	3,255,809,494.71				1,576,922.59	46,130,918.11	15,838,267.35	1,216,226,586.51	70,666.02
47	JAN '91	64,862,815.28	3,319,592,397.92				1,540,031.01	46,170,842.12	25,361,635.01	1,242,130,221.52	730,842.05
48	FEB '91	36,002,406.12	3,355,594,708.11				567,032.91	46,738,041.93	14,452,573.35	1,256,643,034.87	43,566.20
49	MAR '91	43,149,768.51	3,398,744,470.62				654,369.51	46,402,411.44	17,592,720.92	1,274,546,815.85	537,111.63
50	APR '91	26,147,400.31	3,424,891,870.93				441,572.14	46,843,935.53	9,367,658.56	1,283,914,474.71	531,029.63
51	MAY '91	32,225,572.76	3,457,117,843.69				338,112.58	47,123,036.16	17,477,694.99	1,301,392,189.86	524,330.85
52	JUN '91	20,701,526.70	3,477,819,470.39				361,944.48	47,594,040.54	6,247,736.47	1,308,339,906.07	538,432.09
53	JUL '91	37,560,643.40	3,515,380,113.79				532,403.52	47,126,444.16	17,229,309.89	1,325,669,215.87	519,879.29
54	AUG '91	9,571,155.57	3,524,951,267.26				337,652.64	47,264,036.16	4,340,353.25	1,330,009,559.12	130,210.00
55	SEP '91	14,184,626.27	3,539,235,896.63				154,780.59	47,448,287.39	7,132,566.72	1,337,172,155.84	214,977.66
56	OCT '91	23,376,145.90	3,562,612,042.53				336,611.23	47,787,498.62	10,608,919.15	1,347,621,074.97	215,287.57
57	NOV '91	655,646.78	3,568,267,689.31				382,601.38	48,170,600.00	95,602,666.66	1,442,593,734.87	4,753,133.00
	SUPP	52,182,640.34	3,620,456,329.65	5,000.00			32,578.00	53,207,576.00	52,132,640.34	1,494,672,375.31	2,029,432.02

LOT IV CONTRACT - POWER GENERATING MECHANICAL PLANT


CONTRACTOR : KITSUI & CO. LTD.

REVISED ESTIMATE : JY 4,689,992,000  
: Rs. - 45,200,000/-


: JY 704,246,200 + 159,644,800  
: Rs. 8,800,000/-

(2)

NO.	YEAR & MONTH	BILL NO.	FOREIGN CURRENCY (YEN)		OECD LOAN		LOCAL CURRENCY			
			AMOUNT YEN	TOTAL UP TO DATE	SL-P10 LOAN	SL-P11 LOAN	BILL NO.	AMOUNT (Rs)	TOTAL UP TO DATE	D.T.T. (Rs)
1		ADV. PAYMENT	863,891,000	863,891,000		863,891,000				
2	NOV'89	IC/IV/001	2,772,000	866,663,000		2,772,000				
3	JAN'89						ADVANCE PAYMENT	8,800,000	8,800,000	264,000.00
4	SEP'89	IC/IV/002	63,060,400	929,723,400		63,060,400			8,800,000	
5	SEP'89	IC/IV/003	15,130,900	944,854,300		15,130,900			8,800,000	
6	OCT'89	IC/IV/SY/001	2,319,100	947,173,400		2,319,100	IC/IV/SR/001	177,100	8,977,100	5,313.00
7	NOV'89	IC/IV/004	35,984,000	984,157,400		35,984,000			8,977,100	
8	NOV'89	IC/IV/SY/002	11,326,000	995,483,400		11,326,000	IC/IV/SR/002	578,200	9,555,300	17,346.00
9	NOV'89	IC/IV/005	21,663,400	1,017,146,800		21,663,400			9,555,300	
10	NOV'89	IC/IV/006	20,735,100	1,037,881,900		20,735,100			9,555,300	
11	NOV'89	IC/IV/007	23,801,400	1,061,683,300		23,801,400			9,555,300	
12	DEC'89	IC/IV/SY/003	3,611,300	1,065,294,600		3,611,300	IC/IV/SR/003	184,100	9,739,400	5,523.00
13	DEC'89	IC/IV/008	42,100,700	1,107,395,300		42,100,700			9,739,400	
14	DEC'89	IC/IV/009	292,100,600	1,399,495,900		292,100,600			9,739,400	
15	DEC'89	IC/IV/SY/006	390,600	1,399,886,500		390,600	IC/IV/SR/006	35,700	9,775,100	1,071.00
16	DEC'89	IC/IV/SY/004	1,345,400	1,401,231,900		1,345,400	IC/IV/SR/004	69,300	9,844,400	2,079.00
17	DEC'89	IC/IV/SY/005	504,700	1,401,736,600		504,700	IC/IV/SR/005	42,300	9,886,400	1,260.00
18	JAN'90	IC/IV/010*	44,981,000	1,446,717,600		44,981,000			9,886,400	
19	JAN'90	IC/IV/011	13,755,100	1,460,472,700		13,755,100			9,886,400	
20	FEB'90	IC/IV/SY/007	16,666,300	1,477,139,000		16,666,300	IC/IV/SR/007	702,100	10,588,500	21,063.00
21	FEB'90	IC/IV/012*	46,464,000	1,523,603,000		46,464,000			10,588,500	
22	FEB'90	IC/IV/SY/009	12,100,200	1,535,703,200		12,100,200	IC/IV/SR/009	926,800	11,515,300	27,804.00
23	FEB'90	IC/IV/SY/008	536,900	1,536,240,100		536,900	IC/IV/SR/008	45,500	11,560,800	1,365.00
24	FEB'90	IC/IV/SY/010	7,467,600	1,543,707,700		7,467,600	IC/IV/SR/010	634,900	12,195,700	19,047.00
25	MAR'90	IC/IV/013	284,202,400	1,827,910,100		284,202,400			12,195,700	
26	MAR'90	IC/IV/SY/013	6,796,350	1,834,706,450		6,796,350	IC/IV/SR/013	72,050	12,267,750	2,161.50
27	APR'90	IC/IV/SY/012	1,866,200	1,836,572,650		1,866,200	IC/IV/SR/012	103,400	12,371,150	4,872.00
28	APR'90	IC/IV/SY/011	10,155,600	1,846,728,250		10,155,600	IC/IV/SR/011	651,700	13,022,850	19,551.00
29	MAY'90	IC/IV/SY/014	25,775,400	1,872,503,650		25,775,400	IC/IV/SR/014	1,206,100	14,228,950	36,183.00
30	MAY'90	IC/IV/SY/016	4,991,000	1,877,494,650		4,991,000	IC/IV/SR/016	417,900	14,705,850	12,537.00
31	MAY'90	IC/IV/014	686,700	1,878,181,350		686,700			14,705,850	
32	JUN'90	IC/IV/015	10,680,600	1,888,861,950		10,680,600	IC/IV/SR/015*	72,050	14,777,900	2,161.50
33	JUN'90	IC/IV/SY/015	6,796,350	1,895,658,300		6,796,350			14,777,900	
			1,895,708,300		0	1,895,708,300		14,777,900		443,337.00



NO.	YEAR & MONTH	BILL NO.	FOREIGN CURRENCY (YEN)		OECF LOAN		BILL NO.	LOCAL CURRENCY		
			AMOUNT YEN	TOTAL UP TO DATE	SL-P10 LOAN	SL-P11 LOAN		AMOUNT Rs.	TOTAL UP TO DATE	B.T.T. (Rs)
			1,895,708,300	1,895,708,300		1,895,700,300		14,777,900.00	14,777,900.00	443,337.00
34	JUN'90	IC/IV/SY/017	29,499,400	1,925,207,700		29,499,400	IC/IV/SR/017	1,367,800	16,145,700	41,034.00
35	JUN'90	IC/IV/016	47,792,200	1,972,999,900		47,792,200			16,145,700	
36	JUN'90	IC/IV/SY/019	24,980,900	1,997,980,800		24,980,900	IC/IV/SR/019	1,519,700	17,665,400	45,591.00
37	JUL'90	IC/IV/SY/020	219,100	1,998,199,900		219,100	IC/IV/SR/020	19,600	17,685,400	583.00
38	JUL'90	IC/IV/SY/018	30,100	1,998,230,000		30,100	IC/IV/SR/018	2,800	17,687,800	84.00
39	JUL'90	IC/IV/SY/021	22,974,000	2,021,204,000		22,974,000	IC/IV/SR/021	1,559,600	19,247,400	46,788.00
40	JUL'90	IC/IV/018*	11,502,900	2,032,706,900		11,502,900			19,247,400	
41	JUL'90	IC/IV/019	399,938,600	2,432,645,500		399,938,600			19,247,400	
42	JUL'90	IC/IV/SY/022	956,900	2,433,602,400		956,900	IC/IV/SR/022	84,000	19,331,400	2,520.00
43	AUG'90	IC/IV/SY/023	14,493,500	2,448,095,900		14,493,500	IC/IV/SR/023	1,033,900	20,365,300	31,017.00
44	AUG'90	IC/IV/SY/024	51,100	2,448,147,000		51,100	IC/IV/SR/024	4,200	20,369,500	126.00
45	AUG'90	IC/IV/021	3,782,600	2,451,929,600		3,782,600			20,369,500	
46	AUG'90	IC/IV/020*	2,490,500	2,454,420,100		2,490,500			20,369,500	
47	SEP'90	IC/IV/022	25,674,500	2,480,094,600		25,674,500			20,369,500	
48	SEP'90	IC/IV/SY/025	8,010,100	2,488,104,700		8,010,100	IC/IV/SR/025	678,300	21,047,800	20,349.00
49	SEP'90	IC/IV/SY/026	13,420,400	2,501,525,100		13,420,400	IC/IV/SR/026	991,900	22,039,700	29,757.00
50	OCT'90	IC/IV/SY/027	112,000	2,501,637,100		112,000	IC/IV/SR/027	8,400	22,048,100	252.00
51	OCT'90	IC/IV/023	639,900	2,502,277,000		639,900			22,048,100	
52	OCT'90	IC/IV/SY/029	19,600	2,502,296,600		19,600	IC/IV/SR/029	2,800	22,050,900	84.00
53	OCT'90	IC/IV/SY/028	30,597,700	2,532,894,300		30,597,700	IC/IV/SR/028	1,789,200	23,840,100	53,676.00
54	OCT'90	IC/IV/024	2,685,300	2,535,579,600		2,685,300			23,840,100	
55	NOV'90	IC/IV/025	1,006,177,400	3,541,757,000		1,006,177,400			23,840,100	
56	NOV'90	IC/IV/SY/030	885,500	3,542,642,500		885,500	IC/IV/SR/030	74,200	23,914,300	2,226.00
57	NOV'90	IC/IV/026	33,131,800	3,575,774,300		33,131,800			23,914,300	
58	NOV'90	IC/IV/SY/031	41,104,000	3,616,878,300		41,104,000	IC/IV/SR/031	2,333,100	26,247,400	69,993.00
59	NOV'90	IC/IV/SY/032	54,600	3,616,932,900		54,600	IC/IV/SR/032	4,200	26,251,600	126.00
60	NOV'90	IC/IV/027	369,400	3,617,302,300		369,400			26,251,600	
61	DEC'90	IC/IV/SY/033	912,100	3,618,214,400		912,100	IC/IV/SR/033	75,600	26,327,200	2,268.00
62	DEC'90	IC/IV/SY/034	19,578,400	3,637,792,800		19,578,400	IC/IV/SR/034	1,551,200	27,878,400	46,536.00
63	DEC'90	IC/IV/SY/035	7,403,900	3,645,196,700		7,403,900	IC/IV/SR/035	629,300	28,507,700	18,879.00
64	JAN'91	IC/IV/028	11,307,000	3,656,503,700		11,307,000			28,507,700	
65	JAN'91	IC/IV/SY/036	99,187,200	3,755,690,900		99,187,200	IC/IV/SR/036	2,989,000	31,496,700	89,670.00
66	JAN'91	IC/IV/029	1,499,700	3,757,190,600		1,499,700			31,496,700	
67	JAN'91	IC/IV/030	7,627,200	3,764,817,800		7,627,200			31,496,700	
68	FEB'91	IC/IV/031	12,913,200	3,777,731,000	12,913,200				31,496,700	
69	JAN'91	IC/IV/SY/037	9,800	3,777,740,800		9,800	IC/IV/SR/037	700	31,497,400	21.00
70	FEB'91	IC/IV/SY/038	40,600	3,777,781,400		40,600	IC/IV/SR/038	2,800	31,500,200	84.00
71	FEB'91	IC/IV/SY/039	32,146,700	3,809,928,100		32,146,700	IC/IV/SR/039	1,799,000	33,299,200	53,970.00
72	FEB'91	IC/IV/SY/040	552,300	3,810,480,400		552,300	IC/IV/SR/040	48,300	33,347,500	1,449.00
73	FEB'91	IC/IV/032	18,653,000	3,829,133,400		18,653,000			33,347,500	
74	MAR'91	IC/IV/033	297,000	3,829,430,400	297,000				33,347,500	
			3,829,430,400		13,210,200	3,816,220,200		33,347,500		1,000,425.00



LOT 7 CONTRACT - ELECTRO MECHANICAL EQUIPMENT

CONTRACTOR : GEC

CONTRACT AMOUNT: POUND (15,810,000) (15,802,000) \*(15,801,422)  
:Rs. (43,780,000) \* (44,069,642)

ADVANCE PAYMENT: POUND 1,708,807.50 + Rs. 1,601,628.00

(1)

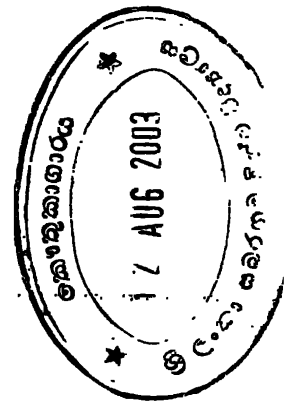
C NO.	BILL NO.	DATE	FOREIGN CURRENCY (STERLING POUND)					LOCAL CURRENCY		
			CROWN AGENTS	CDC	LND 1	LND 11	TOTAL AMOUNT PAID	CURRENT PAYMENT(Rs)	TOTAL AMOUNT PAID(Rs)	B.T.T. PAID(Rs)
1	001	DEC'86	1,708,807.50				1,708,807.50	1,601,628.00	1,601,628.00	48,048.84
2	002	DEC'86	66,457.41				1,775,264.91		1,601,628.00	
3	003	DEC'86	53,170.22				1,828,435.13		1,601,628.00	
4	004	APR'87	37,184.57				1,865,619.70		1,601,628.00	
5	005	JUL'87	67,809.98				1,933,429.68		1,601,628.00	
6	006	SEP'87	269,474.80				2,202,904.48		1,601,628.00	
7	007	JAN'88	481,959.65				2,684,864.13		1,601,628.00	
8	008	APR'88	635,135.87	31,901.90			3,351,901.90		1,601,628.00	
9	009	JUL'88	879,610.82				4,231,512.72		1,601,628.00	
10	010	OCT'88	190,389.18	844,891.12			5,266,793.02	99,941.59	1,701,569.59	2,998.24
11	002DP	JAN'89					5,266,793.02		1,701,569.59	
12	011	JAN'89		1,063,440.04			6,330,233.06		1,701,569.59	
13	012	APR'89		184,766.94	917,407.10		7,432,407.10		1,701,569.59	
14	013	MAY'89			615.86		7,433,022.96		1,701,569.59	
15	014	JUL'89			1,153,840.63		8,586,863.59		1,701,569.59	
16	015	SEP'89			783,136.41	382,915.72	9,752,915.72		1,701,569.59	
17	016	JAN'90				1,050,122.08	10,803,037.80		1,701,569.59	
18	017	MAR'90				893,641.88	11,696,679.68	1,559,111.26	3,260,680.85	46,773.34
19	018	JUL'90				73,782.01	11,770,461.69	2,338,663.87	5,599,344.72	70,159.89
20	019	AUG'90				466,958.40	12,237,420.09	974,443.87	6,573,788.49	29,233.29
21		AUG'90					12,237,420.09	1,468,377.08	8,042,165.57	44,051.31
22	020	DEC'90				338,022.77	12,575,442.86	1,076,129.66	9,118,295.23	32,283.87
23	021	JAN'91				377,965.69	12,953,408.55	1,958,536.17	11,076,831.40	58,756.08
	022	FEB'91				546,043.08	13,499,451.63		11,076,831.40	
	023	FEB'91				166,927.78	13,666,379.41		11,076,831.40	
24	010DP	JAN'91					12,953,408.55	1,958,536.17	13,035,367.57	58,756.08
25	011DP	FEB'91					12,953,408.55	4,948,917.84	17,984,285.41	148,467.51
26	012DP	MAR'91					12,953,408.55	1,958,536.17	19,942,821.58	58,756.08
27	024	MAR'91				128,835.49	13,082,244.04	2,085,349.49	22,028,171.07	62,560.47
28	025	MAR'91				129,622.76	13,211,866.80		22,028,171.07	
29	026	MAR'91				104,438.76	13,316,305.56		22,028,171.07	
30	013DP	MAR'91					13,316,305.56	4,714,048.91	26,742,219.98	141,421.47
31	014DP	APR'91					13,316,305.56	1,958,536.17	28,700,756.15	58,756.08
32	015DP	APR'91					13,316,305.56	1,958,536.17	30,659,292.32	58,756.08
			4,390,000.00	2,125,000.00	2,855,000.00	4,659,276.42	14,029,276.42	30,659,536.17		919,778.64



LOT V CONTRACT - ELECTRO MECHANICAL EQUIPMENT

(2)

				FOREIGN CURRENCY (STERLING POUND)				LOCAL CURRENCY			
C NO.	BILL NO.	DATE	CROWN AGENTS	CDC	LMB 1	LMB 11	TOTAL AMOUNT PAID	CURRENT PAYMENT(Rs)	TOTAL AMOUNT PAID(Rs)	S.T.T. PAID(Rs)	
			4,390,000.00	2,125,000.00	2,855,000.00	4,659,276.42	14,029,276.42	30,659,292.26	30,659,292.26	519,778.64	
33	027	MAY'91				105,290.81	14,134,567.23		30,659,292.26		
34	028	MAY'91				133,327.27	14,267,894.50		30,659,292.26		
35	029	JUN'91				120,411.15	14,388,305.65		30,659,292.26		
36	030	JUN'91				107,958.09	14,496,263.74		30,659,292.26		
37	013EP	JUN'91					14,496,263.74	1,713,719.63	32,372,011.89	51,411.54	
38	017BF	JUN'91					14,496,263.74	1,468,903.09	33,841,914.98	44,067.09	
39	019DP	JUL'91					14,496,263.74	1,468,903.09	35,310,818.07	44,067.09	
40	031	JUL'91				108,884.22	14,605,147.96		35,310,818.07		
41	013EP	JUL'91					14,605,147.96	1,459,903.09	36,779,721.16	44,067.09	
42	032	SEP'91				81,940.59	14,687,088.55		36,779,721.16		
43	033	OCT'91				41,498.04	14,728,586.59		36,779,721.16		
44	034	NOV'91				28,555.56	14,756,642.59		36,779,721.16		
45	020DP	OCT'91					14,756,642.59	979,268.08	37,758,989.24	29,378.04	
46	021DP	NOV'91					14,756,642.59	734,451.55	38,493,440.79	22,033.55	
47	022EP	JAN'92					14,756,642.59	766,663.66	39,260,110.45	23,000.69	
48	024DP	JAN'92					14,756,642.59	766,669.66	40,026,780.11	23,000.69	
49	035	FEB'92				14,113.39	14,770,760.98		40,026,780.11		
50	036	JAN'92				14,524.89	14,784,985.87		40,026,780.11		
51	023DP	JAN'92					14,784,985.87	567,778.50	40,594,558.61	17,033.35	
52	032	FEB'92				555,176.07	15,335,165.94				
53	039	JUL'92				241,027.56	15,576,253.44				
54	040	JUL'92	5,060.00			150,152.55	15,801,421.99				
			4,395,000.00	2,125,000.00	2,855,000.00	6,425,471.92	15,801,421.99	140,594,558.61		1,217,836.57	



LOT VI - MECHANICAL EQUIPMENT

CONTRACTOR

H/S-CUMITOMO-HITSUBISHI-KURINOTO-KARUSHIMA JV (2)


REVISED ESTIMATE

JY 2,763,527,314/- (2,843,427,314)  
Rs. 85,562,631/- (87,560,000) (87,562,631)

JY 344,351,000/- , JY 146,320,462.80 , J157 13,943,200/-  
Rs. 17,112,527/-

(1)

NO.	YEAR & MONTH	BILL NO.	FOREIGN CURRENCY (YEN)		OECD LOAN	LOCAL CURRENCY			
			AMOUNT YEN	TOTAL UP TO DATE	SL-P11 LOAN	BILL NO.	AMOUNT (Rs).	TOTAL UP TO DATE	B.T.T. (Rs)
1		ADV. PAYMENT	504,614,662	504,614,662	504,614,662	ADV. PAYMENT	17,112,527.00	17,112,527.00	513,375.78
2		IC/NO/1	3,149,800	507,764,462	3,149,800			17,112,527.00	
3		IC/NO/2	99,975,900	607,740,362	99,975,900			17,112,527.00	
4		IC/NO/3	1,418,160	609,158,522	1,418,160			17,112,527.00	
5		IC/NO/4	5,308,600	614,467,122	5,308,600			17,112,527.00	
6		IC/NO/5	5,553,000	620,020,122	5,553,000			17,112,527.00	
7		IC/NO/6	10,251,950	630,272,072	10,251,950			17,112,527.00	
8	JAN'89	SY/001	8,610	630,280,682	8,610	SR-001	8,610.00	17,121,137.00	258.30
9	FEB'89	IC/NO/7	13,863,350	644,144,032	13,863,350			17,121,137.00	
10	FEB'89	IC/NO/8	16,001,100	660,150,132	16,001,100			17,121,137.00	
11	MAR'89	IC/NO/9	81,886,600	742,036,732	81,886,600			17,121,137.00	
12	MAR'89	IC/NO/10	11,435,000	753,471,732	11,435,000			17,121,137.00	
13	MAY'89	IC/VI/001	34,284,350	787,756,082	34,284,350			17,121,137.00	
14	JUN'89	SY/002	1,549,800	789,305,882	1,549,800			17,121,137.00	
15	JUL'89	SY/003	4,029,480	793,335,362	4,029,480			17,121,137.00	
16	JUL'89	SY/004	5,114,340	798,449,702	5,114,340			17,121,137.00	
17	JUL'89	SY/005	277,200	798,726,902	277,200	SR-002	277,200.00	17,398,337.00	8,316.00
18	JUL'89	SY/006	407,260	799,134,162	407,260	SR-003	407,260.00	17,805,597.00	12,217.80
19	AUG'89	IC/NO/14	8,053,000	807,187,162	8,053,000	SR-004	1,496,600.00	19,302,197.00	44,898.00
20	OCT'89	SY-007-008	16,903,600	824,090,762	16,903,600	SR-005	1,612,100.00	20,914,297.00	48,363.00
21	AUG'89	IC/VI/SY/007	8,559,320	832,650,082	8,559,320			20,914,297.00	
22		IC/NO/15	9,135,000	841,785,082	9,135,000			20,914,297.00	
23		IC/NO/16	7,554,400	849,339,482	7,554,400			20,914,297.00	
24	SEP'89	SY-009	9,937,620	859,277,102	9,937,620			20,914,297.00	
25	OCT'89	SY/010	11,367,860	870,644,962	11,367,860			20,914,297.00	
26		IC/NO/13	15,136,500	885,781,462	15,136,500			20,914,297.00	
27	NOV'89	SY-011	27,766,940	908,548,402	27,766,940			20,914,297.00	
28	NOV'89	IC/NO/12	11,927,200	920,475,602	11,927,200			20,914,297.00	
29	DEC'89	IC/NO/17	17,322,690	937,798,292	17,322,690			20,914,297.00	
30	DEC'89	IC/NO/18	50,155,800	987,954,092	50,155,800	SR-006 -NOV.89	550,200.00	21,464,497.00	16,506.00
31	JAN'90	SY/-012	16,537,780	1,004,491,872	16,537,780	SR-007 -NOV.89	1,312,600.00	22,776,997.00	39,375.00
32	FEB'90	SY-013	18,187,400	1,022,679,272	18,187,400	SR-008 -DEC.89	2,076,900.00	24,853,897.00	62,307.00
33	FEB'90	IC/NO/20	19,578,200	1,042,257,472	19,578,200	SR-009 -FEB.90	1,666,200.00	26,520,097.00	55,986.00
34	FEB'90	SY-004	35,766,360	1,078,023,832	35,766,360	SR-010 -FEB.90	1,877,400.00	28,397,497.00	56,322.00
			1,078,023,832	1,078,023,832	1,078,023,832			28,597,497.00	857,924.88






CONTRACTOR : DESIGN ENGINEER - M/S SIR ALEXANDER GIBB & PARTNERS

CONTRACT AMOUNT : P 6,990,000, P 7,812,227, \*(6,261,000)  
:Rs. 6,480,000, Rs.7,232,000, Rs.8,910,768, Rs.\*(10,510,000

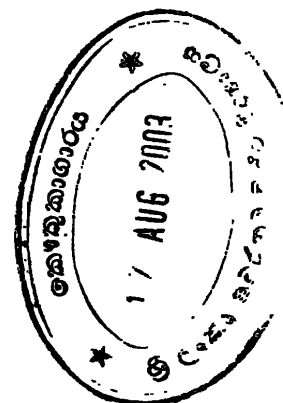
ADVANCE PAYMENT :P 376,047/- + P 260,000  
:Rs. 1,000,000/-

(1)

CALL NOTICE NO.	FOREIGN CURRENCY (POUND)			LOCAL CURRENCY				
	YEAR & MONTH	ADVANCE RECOVERED	AMOUNT PAID	TOTAL UP TO DATE	STATEMENT NO.	DATE	AMOUNT PAID(Rs)	TOTAL UP TO DATE
1			376,047.00	376,047.00	ADVANCE	MAR'87	1,000,000.00	1,000,000.00
2			260,000.00	636,047.00	01	MAR'87	27,940.25	1,027,940.25
3		2,073.37	46,509.35	682,556.35	02	APR'87	162,751.30	1,190,691.55
4		2,211.20	46,702.44	729,258.79	03	MAY'87	101,985.44	1,292,676.99
5		5,501.35	105,391.28	834,650.07	04	JUN'87	72,649.16	1,365,326.15
6		2,341.35	48,469.08	883,119.15	05	JUN'87	41,014.27	1,406,340.42
7		4,250.06	89,224.22	972,343.37	06	AUG'87	59,497.39	1,465,837.81
8		6,774.11	201,587.08	1,173,930.45	07	SEP'87	241,687.62	1,707,525.43
9		848.16	16,115.02	1,190,045.47	08	OCT'87	251,367.75	1,958,893.18
10		5,474.57	107,726.00	1,297,771.47	09	NOV'87	81,982.09	2,040,875.27
11		924.90	17,573.01	1,315,344.40	10	DEC'87	410,000.45	2,450,875.72
12		5,833.54	111,154.13	1,426,498.61	11	JAN'88	116,682.21	2,567,557.93
13		978.39	37,972.61	1,464,471.22	12	FEB'88	42,584.35	2,610,142.28
14		5,074.16	96,978.05	1,561,449.27	13	MAR'88	138,554.10	2,748,696.38
15		1,104.50	20,985.57	1,582,434.84	14	APR'88	126,361.82	2,875,058.20
16			25,137.55	1,607,572.39	15	MAY'88	202,764.39	3,077,822.59
17		6,217.80	122,633.69	1,730,206.08	16	MAY'88	106,756.84	3,184,579.43
18		912.93	17,345.76	1,747,551.84	17	JUN'88	29,587.04	3,214,166.47
19		963.44	27,455.80	1,775,007.64	18	JUL'88	42,742.16	3,256,908.63
20		5,822.88	110,634.66	1,885,642.30	19	AUG'88	93,747.11	3,350,655.74
21		7,649.63	185,154.56	2,070,796.86	20	SEP'88	84,760.61	3,435,416.35
22		1,876.37	45,385.68	2,116,182.54	21	OCT'88	100,303.64	3,535,719.99
23		5,630.40	106,977.61	2,223,160.15	22	NOV'88	267,030.42	3,802,750.41
24		7,102.53	145,637.01	2,368,797.16	23	DEC'88	27,213.76	3,289,964.17
25		7,891.85	162,997.16	2,531,794.32	24	JAN'89	102,509.53	3,932,473.70
26		9,156.13	187,374.37	2,719,168.69	25	MAR'89	107,772.97	4,040,246.67
27		10,879.69	219,492.39	2,938,661.08	26	APR'89	50,003.53	4,098,250.20
28	JUL'88	8,104.84	161,059.04	3,099,720.12	27	MAY'89	110,975.29	4,209,225.49
29	JUL'88	1,222.81	23,233.46	3,122,953.58	28	JUN'89	142,312.52	4,351,538.01
30	AUG'88	6,852.14	136,261.17	3,259,214.75	29	JUN'89	96,509.14	4,448,047.15
31	AUG'88	11,459.04	244,653.56	3,503,868.31	30	AUG'89	107,583.70	4,555,630.85
32	SEP'88	9,669.77	188,587.75	3,692,456.06	31	AUG'89	90,272.32	4,645,903.17
		144,800.99	3,692,456.06				4,645,903.17	




CALL NOTICE NO.	YEAR & MONTH	FOREIGN CURRENCY (POUNDS)			LOCAL CURRENCY		
		ADVANCE RECOVERED	AMOUNT PAID	TOTAL UP TO DATE	STATEMENT NO.	DATE	AMOUNT PAID (Rs)
33	OCT'88	144,800.99	3,692,456.06	3,692,456.06			4,645,903.17
34	DEC'88	10,201.14	212,861.66	3,905,317.72	32	SEP'89	170,751.97
35	JAN'89	8,313.43	155,644.27	4,064,961.99	33	OCT'89	166,232.60
36	JAN'89	8,607.94	180,759.91	4,245,721.90	34	NOV'89	96,727.02
37	JAN'89	8,599.93	183,382.95	4,429,704.85	35	DEC'89	126,877.43
38	MAR'89	6,136.71	157.00	4,429,861.85	36	JAN'90	287,003.20
39	APR'89	3,236.65	76,690.47	4,506,552.32	37	MAR'90	206,238.14
40	MAY'89	4,383.75	83,291.23	4,589,843.57	38	APR'90	223,073.16
41	APR'89	7,357.71	150,554.34	4,740,398.28	39	MAY'90	229,952.60
42	JUN'89	7,505.50	151,676.07	4,892,074.35	40	MAY'90	135,458.07
43	JUL'89	8,470.56	173,810.64	5,065,885.01	41	JUN'90	154,359.49
44	AUG'89	6,498.68	126,637.04	5,192,522.05	42	JUL'90	94,881.20
45	SEP'88	6,491.86	139,508.06	5,332,030.11	43	AUG'90	150,655.49
46	SEP'88	6,299.96	126,991.67	5,459,021.78	44	SEP'90	179,843.36
47	OCT'89	7,812.30	160,452.59	5,619,474.37	45	OCT'90	119,017.74
48	NOV'88	7,126.41	155,616.94	5,775,091.31	46	NOV'90	332,379.35
49	JAN'90	1,406.90	148,338.94	5,923,430.25	47	DEC'90	107,100.85
50	FEB'90	1,086.36	143,683.07	6,067,113.32	48	JAN'91	326,645.10
51	FEB'90		135,693.25	6,202,806.57	49	FEB'91	175,627.44
52	MAR'90		118,220.20	6,321,026.77	50	MAR'91	173,524.19
53	APR'90		138,077.73	6,459,104.50	51	APR'91	(244,840.01)
54	MAY'90		104,393.87	6,563,498.37	52	MAY'91	(63,006.01)
55	JUL'90		97,577.36	6,661,075.73	53	JUN'91	(641,351.27)
56	JUL'90		125,076.72	6,786,152.45	54	JUL'91	43,559.12
57	AUG'90		128,334.03	6,914,486.48	55	AUG'91	215,947.56
58	SEP'90		76,178.23	7,090,664.71	56	SEP'91	77,312.85
					57	OCT'91	162,776.25
		256,336.78	7,140,263.19				7,933,649.97




CALL NOTICE NO.	YEAR & MONTH	FOREIGN CURRENCY (POUND)		LOCAL CURRENCY		
		ADVANCE RECOVERED	AMOUNT PAID	TOTAL UP TO DATE	STATEMENT NO.	DATE
		256,336.78	7,140,263.19	7,140,263.19		
59	CCT'90		73,686.18	7,218,969.37	58	NOV. 91
60	DEC'90		60,765.88	7,279,635.25	59	JAN'92
61	DEC'90		65,802.24	7,345,437.49	60	JAN'92
62	FEB'91		54,600.97	7,400,038.46	ADVANCE	DEC'92
63	FEB'91		52,261.35	7,452,299.81	ADVANCE	JUL'93
64	MAR'91		42,856.27	7,495,156.08		
65	APR'91		4,014.97	7,499,171.05		
66	APR'91		55,102.72	7,554,273.78		
67	JUN'91		37,668.10	7,591,941.88		
68	JUL'91		37,361.13	7,629,303.01		
69	JUL'91		36,222.61	7,665,525.62		
70	AUG'91		29,944.98	7,695,470.60		
71	SEP'91		22,298.62	7,717,769.22		
72	OCT'91		15,886.55	7,733,655.77		
73	NOV'91		24,211.21	7,757,867.08		
74	JAN'92		12,364.65	7,770,231.73		
75	APR'92		31,633.36	7,801,865.09		
76	MAY'92		8,553.60	7,810,418.69		
77	SEP'92		45,431.42	7,855,850.11		
78	DEC'92		23,836.26	7,879,686.37		
79	1993		1,558.63	7,881,245.00		
				9,219,165.67		

RECEIPTS	OLD POUNDS	NEW Rs.
8,351,000.00	7,812,227.00	8,910,768.00
7,671,000.00	7,871,000.00	9,219,165.67
330,000.00	(56,773.00)	(308,397.67)
		1,290,834.33



#### 4. PROGRESS

The progress of each Contract work is explained in detail hereinafter.



LOT-I DIVERSION TUNNELS & RELEVANT WORKS

Contractor : Hazama - Kumagai Joint Venture

Date of Commencement : 1st March , 1987

Completion Date : 25th April , 1988

Contract Sum : FC : J¥ 1,725 x 10<sup>6</sup>  
LC : SLR 89.3 x 10<sup>6</sup>

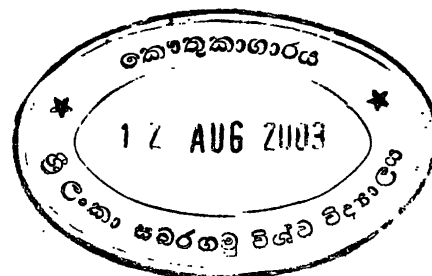
Present major Activities : NONE

Critical Activities affecting schedule : NONE

Final Account : J¥ 1,693,107,217  
Rs 88,333,478.

The construction of the diversion tunnels under Lot I Japanese portion civil work which started 1st March, 1987 was completed and the Certificate of the Completion was issued to the Contractor , Hazama-Kumagai Joint Venture (HK JV) on 25th April, 1988 being 5 days ahead of the Completion Date in the Contract.

දිනය:	
ප්‍රති.අ:	



#### 4.2 LOT - II DAM AND APPURTENANT STRUCTURES

Contractor : Kumagai - Hazama - Kajima  
Joint Venture

Date of Commencement : 25th November, 1987

Contract Sum : FC:J¥ 19,114 x 10<sup>6</sup>  
LC:SLR 1,009.9 x 10<sup>6</sup>

Present Major Activities : Follow-up Works

Critical Activities  
affecting schedule : NONE

Progress Payment : FC:J¥ 19,069,894,882  
(Certified value ) : LC:Rs 1,011,019,908

(Up to end of December)

All the works in the original contract except portions related to the follow-up works were completed and the taking over certificate was issued for the completed works on 09th May , 1991.

All of the outstanding items in the snaglist prepared at the time of the Substantial Completion Certificate were completed.

On 22nd October, 1992 water burst had taken place at the ancient land slip 300m downstream of the dam. As the urgent works the following works were instructed to Lot II Contractor:

1. Slope stabilization works around the new leakage point
2. Trial Drainage holes in Adit D
3. Boring Investigation around the new leakage
4. Installation of observation - Holes
5. Supporting works for Geophysical Investigation

දිනය:	
ප්‍රති.ප.	

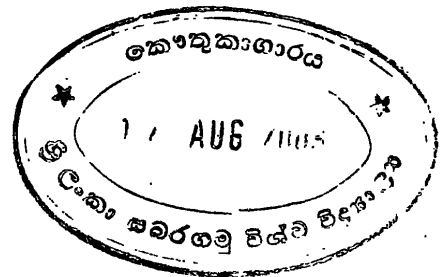


On the advise of the Third Party Review Panel, the following works were also instructed.

6. Providing upward drainage holes from Adit-Da.
7. Providing downward monitoring holes from adit-Da.

All the urgent works have been completed during this period. The Substantial Completion Certificate was issued on 3rd November, 1993.

දිනය:	
ප්‍රති.අ:	



4.3

LOT - III POWER TUNNEL AND POWER HOUSE

Contractor : Balfour Beatty Construction International Ltd.

Date of latest Commencement : 23rd January , 1987

Completion Date : 10th April , 1991

Contract Sum : FC: £ 53.2 x 10<sup>6</sup>  
LC: SLR 1369.0 x 10<sup>6</sup>

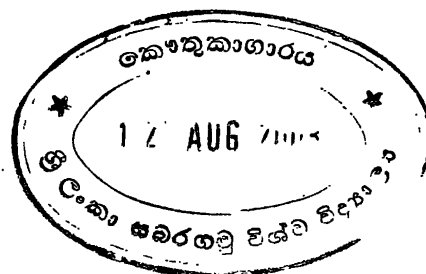
Present Major Activity : NONE

Critical Activity affecting schedule : NONE

Progress Payment : £ 52,787,498.62  
(Certified value) : Rs 1,347,687,074.02  
(Cumulative (Up to End of March 1992)

Lot III Contractor has substantially completed all the contract works and the taking over certificate was issued on 10th April, 1991.

දි.ස:	
ප්‍රති.අ:	





4.4

LOT - IV TURBINES , SUPERVISORY CONTROL SYSTEM & RELEVANT WORKS

Contractor : Mitsui & Co.Ltd.

Date of Commencement : 14th January , 1988  
(Issuance Date of Letter of Acceptance)

Completion : 04th August, 1991

Contract Sum : FC : J¥ 4,690 x 10<sup>6</sup>  
LC : SLR 45.2 x 10<sup>6</sup>

Present Major Activities : Attendance to defects/  
Outstanding Works

Critical Activities affecting schedule : NONE

Progress Payment : J¥ 4,574,009,472  
(Certified Value) Rs 43,649,000


(Up to June , 1992)

The Taking Over Certificate was issued on 23rd December, 1991 on completion of the dry commissioning test.

Wet commissioning tests were commenced on 1st September, due to delay of the reservoir impounding. The maintenance certificate was issued on completion of the wet commissioning test in November/December, 1992 and the taking over of the Unit-1 and Unit-2 for reliability testing on 3rd November, 1992 and 12th December, 1992.

Reliability testing of Unit-1 and Unit-2 was completed for the Lot-IV Contractor on 31st January, 1993 and 12th January, 1993 respectively.

දිනය:	
ප්‍රති.අ:	



LOT - V POWERHOUSE ELECTRICAL WORKS

Contractor : GEC Turbine Generators Ltd.

Date of Commencement : 24th January , 1987

Completion Date : 31st July , 1991

Contract Sum : FC : £ 15.8 x 10<sup>6</sup>  
US : \$ 0.5 x 10<sup>6</sup>  
LC : SLR 42 x 10<sup>6</sup>

Present Major Activity : Commissioning

Critical Activities affecting schedule : Commissioning

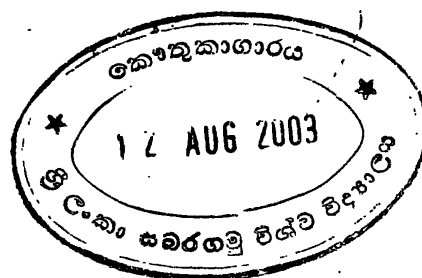
Progress Payment (Certified Value) : £ 14,780,985.87  
Rs 41,569,002.28  
(As of December, 1991)

Taking Over Certificate was issued on 27th February, 1991 on completion of erection and dry commissioning tests. Wet commissioning tests were commenced on 1st September, 1992, and the plants Unit-01 and Unit-02 were taken over for Reliability test on 2nd November, 1992 and 12th December, 1992 respectively after the completion of the trial run.

The reliability test on Unit-01 was completed on 3rd February, 1993.

The Contractor had brought newly manufactured upper bearing pads and fixed them to Unit No.1 and No.2. Consequently vibration level of No.1 and No.2 has dropped down below 180 um and 210 um respectively. CEB considered trim balancing is required to unit No.2 for the further reduction of the vibration level.

දිනය:	
ප්‍ර.ව.:	



LOT VI - GATES, VALVES, PENSTOCK AND RELEVANT WORKS

Contractor : Sumitomo-Mitsubishi-Kurimoto-Marushima Joint Venture

Date of Commencement : 10th December, 1987  
(Issuance date of letter of Acceptance)

Completion Date : 1st April, 1991

Contract Sum : F: J¥ 2,844 x 10<sup>6</sup>  
L: SLR 87.6 x 10<sup>6</sup>

Present Major Activities : NONE

Pending Activities : Wet Tests

Critical Activities affecting schedule : NONE

Progress Payment : J¥ 2,835,106,881  
Rs 86,276,882

(Certified Value up to end of March, 1992)

Taking Over Certificate was issued on 28th April, 1991, Guard Valve body distortion was successfully attended to by the Contractor during latter part of September, 1991.

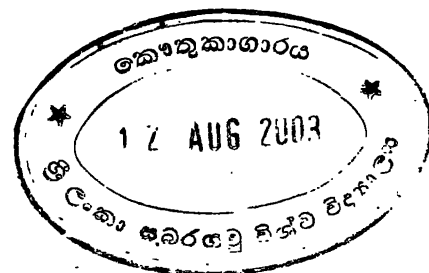
Modification of LLO Guard Valve was carried out in October & November 1993, and was satisfactorily completed.

1. The Guard Valve System is adequate for passage of reservoir water at 100% opening of JFG at any particular level of RWL.
2. The Guard Valve System should be adequate for emergency closure at any discharge.

However, some minor rectification works were still required and SMK would attend the works.

Emergency closure test of the intake gates at the power intake was carried out in this period and completed successfully.

දිනය:	
අ.ව.:	



4.7

Design Engineering Contract

Design Engineer : Sir Alexander Gibb & Partners in association with Engineering & Power Development Ltd.

Date of Commencement : 24th December , 1986

Contract Sum : FC: £ 7.8 x 10<sup>6</sup>  
LC: SLR 8.9 x 10<sup>6</sup>


Present Major Activity : NONE

Critical Activities affecting schedule : NONE

The Design Engineer carried out monitoring of site activities throughout this period.

They also attended the modification works of LLO Guard Valve and the emergency closure testing of the intake gate.

දිනය:	
ප්‍රති.ල:	



#### 4.8 SUPERVISING ENGINEERING CONTRACT

Supervising Engineer : NIPPON KOEI CO. LTD. and  
ELECTROWATT ENGINEERING  
SERVICES LTD. assisted by  
CENTRAL ENGINEERING  
CONSULTANCY  
BUREAU

Date of Commencement : 20th January , 1987

Contract Sum : FC: J¥ 3,229 x 10<sup>6</sup>  
LC: SLR 35.2 x 10<sup>6</sup>

Present Major Activity : Supervision of Follow-Up  
works (Lot-II) and minor  
rectification works by  
other  
Contractors.

Critical Activities  
affecting schedule : NONE

Progress Payment  
(Certified Value) : J¥ 3,216,851,069  
Rs 34,533,950

The activities of JVS in this period are categorized into:-

- Supervision of the Urgent Works carried out Lot-II Contractor
- Supervision and site assessment of the information of Dam and Reservoir Monitoring.

JVS attended the supervisory works on the modification of LLO Guard Valve and the emergency closure testing of the intake gate (Lot VI).

Mr. Kanai was on site for these works.

JVS has also continued the monitoring works.

දිනය:	
ප්‍රති.අ:	



Visitors during this period was as follows:

on 26, 27 October 1993 - Director Toyooka (OECF)  
Mr.Kayaku (OECF,CMB)

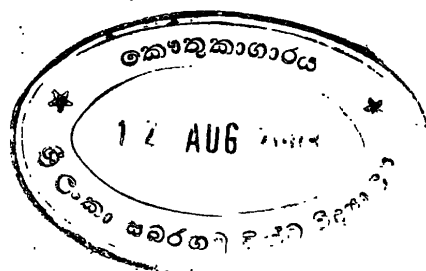
on 2, 3 November 1993 - Mr.Urano (OECF,Tokyo)

on 17 November 1993 - Mr.G.D.Senadhipathi  
(Vice Chairman-CEB)

on 18, 19, 20 November '93- Mr.Ishikawa (OECF,Tokyo)

on 16, 17 December 1994 - A Mission of GOJ

දිනය:	
ප්‍ර.ව.:	



LOT VII - LOCAL CONTRACTS

The expenditure and progress up to end of June 1992 in respect of Lot-VII, were given in our earlier Report.

ACQUISITION OF LANDS AND RE-SETTLEMENT OF  
FAMILIES  
SEMI-ANNUAL PROGRESS REPORT

1. Evacuation and resettlement :-

Ejectment of Families Encroaching on the lands  
between 460.7M levels


No. of families to be ejected	...7
No. of families vacated before filing action in court...	...7
No. of cases filed in courts	...24
No. of ejectment orders obtained	...31
No. of cases pending in court	NIL
No. of families vacated on the orders of court	...24
No. of families ejected by fiscal	...24
No. of families to be ejected by Fiscal	NIL

Resettlement work is now 100% complete.

2. Acquisition of Land and Payment of Compensation

Out of about 1324 lands (approx.423.5Hec.) under acquisition for the reservoir bed area and the two camp sites, inquiries into title claims under Section 9 of the Land Acquisition Act were held in respect of 1190 lands. Decisions were taken and valuation reports were called for in respect of 1190 lands and reports have been received for 901 lands. Annexure 'A' depicts the approx. areas etc.


ഭിന്നം:	
ഗു.ഭ:	



The amount of compensation paid for land (Soil Value) is as follows:

Amount paid prior to 31-12-1992      ..Rs. 3,392,349.07  
for 55 lands

Amount paid up to 31-03-1993      ...Rs.41,531,561.82  
for 680 lands



നമ്പർ:	
തീയതി:	



PROGRESS OF PAYMENT OF SOIL COMPENSATION UP TO 30.04.1994  
SARANTALLAWENA HYDROELECTRIC PROJECT

	<u>No. of Lands</u>	<u>Extent(Ha)</u>
Lands surveyed and inquiries into title commenced.	1324	423.5835
Lands to be surveyed	29	7.925
Inquiries completed and valuation reports called for	1190	403.3836
Valuation reports received	901	326.3638
Awards under Section 17 issued	691	261.2245
Payments made	680	256.5588
Amount paid	Rs. 41,531,561.82	
Vouchers prepared to effect payment	11	4.6657
Amount to be paid	Rs. 630,790.50	
Allocations received for payment	Rs. 47,045,645.00	

Valuation reports for which awards are not issued yet - 901 - 691 = 210

Details :-m Devale Rajakari lands	99	
State lands- No soil value to be paid	48	
Awards under preparation	<u>63</u>	210
		=====

Lands to be surveyed are in Palama Village and depicted in advance tracing / / 87/51A at the Survey under Section 3. Survey requisition has been sent to the Survey Department to survey these lands again under Section 6 of the Land Acquisition Act. The plan is awaited.

The quantum of compensation payable to the Uggal Aluthnuwara Kataragama Devale for Rajakari lands is not decided yet by the Valuation Department. Hence the payment of compensation for such lands is held up.

දිනය:	
ප්‍රති.:	



5. MAJOR CHANGES AND ISSUES

None.

දිනය:	
ප්‍රස්.	

## 6. PROJECT PHOTOGRAPHS




Pavement works for the permanent road upon  
the new slope




Pavement works - Completed





Slope stabilization - Completed



Slope stabilization - Completed  
(distance view)

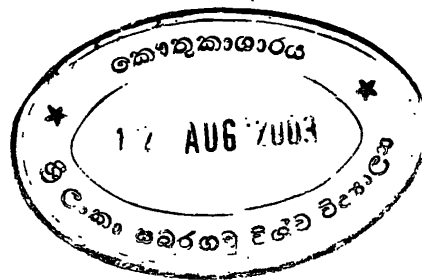


APPENDIX - 1

DESCRIPTION OF THE PROJECT

- (1) The project consists of the construction of a hydroelectric plant near Balangoda, approximately 100 miles south-east of Colombo (refer to Location Map attached herewith), with an installed capacity of 120 MW with provision for future extension of the powerhouse by an additional 120 MW to produce a firm 430 GWh of electricity per annum and comprises the following main elements:-
- (a) a dam located on the Walawe Ganga River. The dam of the rockfill type with earth core and a crest level 105 m above the river bed level. The crest length is approximately 500m. The structures include an overflow chute spillway with three radial gates and a low level outlet/irrigation discharge outlet;
  - (b) a conduit system consisting of a 4,800 m long, 4.5 m diameter concrete lined horseshoe shape low pressure tunnel; a 18 m diameter 95 m deep surge chamber and a 950 m long 4.5 m diameter high pressure tunnel/penstock.
  - (c) a surface power station on the left bank of Katupath Oya River. The station will be equipped with two 60 MW Frances type turbine generator units discharging into a 580 m long tailrace canal. Energy will be transmitted from a 132 KV switch yard, adjacent to the power station, over 16 Km of double circuit overhead line to an existing substation close to Balangoda;
  - (d) a network of roads connecting the dam, intake, surge chamber and power station sites to the public road system. Electrical and water distribution, communication systems and fully serviced village will also be constructed. The access routes from Colombo to the site will be upgraded to take heavy construction traffic by bridge strengthening, road widening and the building of new river crossings.
- (2) Due to the additional Right Bank Cut-off Works to seal possible leakage path from the reservoir, commissioning of the turbine generators (2 units) will be postponed until July/August 1992.

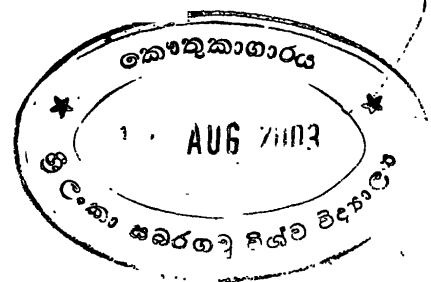
දිනය:	
ප්‍රදේශ:	



(3) For implementing the project, the works are divided into eight (8) lots/contracts as follows:

1. Lot-I : Civil Works  
- Diversion Tunnels and Relevant Works
2. Lot-II : Civil Works  
- Dam and Appurtenant Structures
3. Lot-III : Civil Works  
- Intake, Waterway, Powerhouse and Appurtenant Structures
4. Lot-IV : Power Generating Mechanical Plant  
- Turbines, Supervisory Control System and Relevant Works
5. Lot-V : Power Generating Electrical Plant  
- Generators, Ancillary and Relevant Works
6. Lot-VI : Hydromechanical Equipment  
- Gates, Valves, Penstocks and Relevant Works
7. Lot-VII : Local Contracts  
- Camps, Road Improvements, Power Supply, 33kV/132kV Transmission Line, etc.
8. Lot-VIII : 132KV Transmission Line & Switching Station.

දිනය:	
ප්‍රති.අ:	



**National Digitization Project**

***National Science Foundation***

Institute : Sabaragamuwa University of Sri Lanka


1. Place of Scanning : Sabaragamuwa University of Sri Lanka, Belihuloya

2. Date Scanned : 2017/10/20

3. Name of Digitizing Company : Sanje (Private) Ltd, No 435/16, Kottawa Rd,  
Hokandara North, Arangala, Hokandara

4. Scanning Officer

Name : S.A.C. Sandaruwan

Signature : 


Certification of Scanning

*I hereby certify that the scanning of this document was carried out under my supervision, according to the norms and standards of digital scanning accurately, also keeping with the originality of the original document to be accepted in a court of law.*

Certifying Officer

Designation : LIBRARIAN

Name : T.N. NEIGHSOOREI

Signature : 

Date : 2017/10/20

Mrs. T.N. NEIGHSOOREI  
Sabaragamuwa University of Sri Lanka  
Kottawa Rd, Arangala, Hokandara North

*"This document/publication was digitized under National Digitization Project of the National Science Foundation, Sri Lanka"*